

Clint Independent School District
Ricardo Estrada Middle School
2020-2021 Campus Improvement Plan

Accountability Rating: Not Rated: Declared State of Disaster



Mission Statement

Ricardo Estrada Middle School Mission Statement

Ricardo Estrada Middle School students will excel academically, socially, and emotionally, through AVID methodologies, to close the achievement gap by preparing them for college readiness and success in a global society.

Clint Independent School District

Together...We Build Tomorrow

We Are:

Committed

Learner Centered

Innovative

Nurturing

Transparent

Vision

Together...We Build Tomorrow!

Value Statement

WE ARE

2 of 81

C-Committed to student success as a shared responsibility among students, parents, educators, the School Board and the community.

L-Learner Centered by ensuring that all students receive quality teaching and engaging instruction.

I-Innovative in using global thinking and technology to empower students to become lifelong learners.

N-Nurturing by creating an educational environment where all students are socially and emotionally supported, safe, and valued.

T-Transparent through open communication, leadership, accountability and integrity

Table of Contents

Comprehensive Needs Assessment	5
Demographics	5
Student Learning	6
School Processes & Programs	10
Perceptions	11
Priority Problem Statements	12
Comprehensive Needs Assessment Data Documentation	13
Goals	14
Goal 1: The District will be a model of high standards for student academic excellence.	14
Goal 2: The District will ensure a safe, well disciplined positive, learning environment for all students.	29
Goal 3: The District will operate efficiently, being fiscally responsible	34
Goal 4: Utilize best practices for attracting highly qualified personnel and retaining highly effective employees.	35
Goal 5: The District will include parents, community and business members in the education of all students.	37
State Compensatory	39
Budget for Ricardo Estrada Middle School	39
Title I Personnel	40
Campus Funding Summary	41
Addendums	45

Comprehensive Needs Assessment

Demographics

Demographics Summary

Ricardo Estrada Middle School is one of 14 campuses in Clint ISD. Ricardo Estrada Middle School, formerly known as Ricardo Estrada Junior High School, opened its doors in August 2010 and serves predominately economically disadvantaged families. Ricardo Estrada serves 705 students in grades 6th-8th. The average daily attendance is 97.02%. Our School-wide Title I program consists of various programs including intervention classes during Falcon Fridays, after school tutoring, Falcon Academies, and Super Saturday school. Tutoring is offered after school and on selected Saturday's in the areas of Math, Reading, Writing, Science and Social Studies. Our Title I and III aides service At Risk students throughout campus with an emphasis on our ELL population. Our Curriculum Coach trains teachers in best practices and data analysis as well as modeling lessons for teachers and providing professional development in various instructional strategies. Ricardo Estrada Middle School has a Communities in Schools Coordinator (CIS) that hosts parenting classes, assisting students with academics, bullying prevention, school involvement, and college readiness.

Student Learning

Student Learning Summary

The 2017-2018 school year was a successful year in which REMS earned four distinctions from the state. The distinctions we earned were in: Reading, Science, Top 25% in Academic Growth, and Postsecondary Readiness.

Below are the 2017-2018 scores:

6th Grade Math

Total Students: 243

Approches GL 2018: 81.48%

Approches GL 2017: 76.99%

Gain or Loss: +4.49%

Masters GL: 16.05%

6th Grade ELAR

Total Students: 242

Approches GL 2018: 59.50%

Approches GL 2017: 61.05%

Gain or Loss: -2.00%

Masters GL: 9.50%

7th Grade Math

Total Students: 242

Approches GL 2018: 69.42%

Approches GL 2017: 63.89%

Gain or Loss: +5.53%

Masters GL: 6.20%

7th Grade ELAR

Total Students: 242

Approches GL 2018: 64.88%

Approches GL 2017: 61.11%

Gain or Loss: +3.77%

Masters GL: 12.5%

7th Grade Writing

Total Students: 242

Approches GL 2018: 64.88%

Approches GL 2017: 64.98%

Gain or Loss: -0.10%

Masters GL: 10.74%

8th Grade Math

Total Students: 153

Approches GL 2018: 90.85%

Approches GL 2017: 88.12%

Gain or Loss: +2.73%

Masters GL: 4.58%

8th Grade ELAR

Total Students: 217

Approches GL 2018: 84.79%

Approches GL 2017: 86.49%

Gain or Loss: **-1.7%**

Masters GL: 16.59%

8th Grade Science

Total Students: 212

Approches GL 2018: 75.95%

Approches GL 2017: 71.76%

Gain or Loss: **+4.19%**

Masters GL: 26.42%

8th Grade Social Studies

Total Students: 212

Approches GL 2018: 70.28%

Approches GL 2017: 63.14%

Gain or Loss: **+7.14%**

Masters GL: 16.98%

Student Learning Strengths

Below are achievements fo 2017-2018

8th Grade Science: Academic Achivement in Science, Gain of 4.19% and Masters GL 26.42%

Reading: Academic Achivement in Reading, 8th Grade ELAR Masters 16.59%, 6th Grade ELAR Masters 9.50%, 7th grade ELAR Gain of 3.77% and Masters 12.5%

Problem Statements Identifying Student Learning Needs

Problem Statement 1: Students in special populations (SPED and EL) need further support to improve their growth measure from approaches to meets and masters. **Root Cause:** EL program support and SPED follow through

School Processes & Programs

School Processes & Programs Summary

All of the Ricardo Estrada's teachers on staff are 100% highly qualified. Our teachers undergo a rigorous week of staff development prior to the school year to target instructional goals for the year based on numerous data sources. These include: unit common assessments, Curriculum Based Assessments (CBA), student attendance, discipline, and STAAR scores. Here at Ricardo Estrada Middle School, we strive to retain highly qualified staff by creating a positive school culture. We promote a nurturing learning environment with staff incentives promoted through our campus Sunshine Committee. Outstanding teachers and staff are recognized through Quarterly Employee and Teacher Recognition celebrations at faculty meetings. Teachers and staff are also celebrated and pampered with incentives and appreciation during the Five Days of Christmas, Teacher Appreciation Week in May, and other seasonal holidays. At Ricardo Estrada, our belief is that we work hard and play hard.

Remote Learning Needs

The District will be required to operate Remote Learning programs, at all levels, during the Spring 2020 school year. This remote learning will require that the District create instructional programs and provide resources to families. The District will need to ensure that all students have Internet access so that this required Remote Learning can occur. The District will use Federal Funds to purchase mobile hotspots for students to access the Internet and Remote Learning programs.

Problem Statements Identifying School Processes & Programs Needs

Problem Statement 1: Not all students have access to Remote Learning Programs. **Root Cause:** Not all students have Internet in their homes.

Perceptions

Perceptions Summary

Ricardo Estrada Middle School is a committed campus that educates approximately 702 students daily. Students are provided a rigorous and supportive environment with the expectation to perform above passing standards every day. Because of our supportive learning environment, all students are afforded a challenging and solid educational foundation that promotes lifelong learning. Our counselors align with our campus goals by providing guidance and direction to each student using the Comprehensive Developmental Guidance and Counseling program based on the National Standards for the American School Counselor Association (ASCA) and the Texas Standards. Their commitment to our students and their needs is indicative by the various activities provided throughout the year. These include character lessons, student recognition for our high achieving students, and mentorship program. Along with the various academic and social supports provided to students, they are able to participate in various academic and social supports provided to students, they are able to participate in various extracurricular activities that develop character and team building skills in the student: football, volleyball, basketball, track, cross country, soccer, baseball, softball, tennis, UIL events, student council, chess club, band, choir, dance, and cheerleading just to name a few. Students are also encouraged to be safe, respectful, and responsible in all interactions with peers, teachers, and the community. In order to instill confidence in our community, campus safety in our number one priority that is communicated across campus. All campus visitors must check in with the front office prior to entering the building and given a visitors pass.

Perceptions Strengths

Please See Addendum (Student Climate Survey Results Attached)

Priority Problem Statements

Comprehensive Needs Assessment Data Documentation

The following data were used to verify the comprehensive needs assessment analysis:

Improvement Planning Data

- District goals

Accountability Data

- Texas Academic Performance Report (TAPR) data
- Federal Report Card Data

Student Data: Assessments

- STAAR End-of-Course current and longitudinal results, including all versions
- Student Success Initiative (SSI) data for Grades 5 and 8
- Running Records results
- Observation Survey results

Student Data: Student Groups

- STEM/STEAM data
- Dyslexia Data

Employee Data







- Campus leadership data
- Campus department and/or faculty meeting discussions and data
- Professional development needs assessment data
- Evaluation(s) of professional development implementation and impact













Goals













Goal 1: The District will be a model of high standards for student academic excellence.







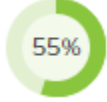


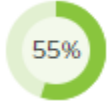





Performance Objective 1: All student groups and student sub groups (LEP, Sp Ed, A/R, GT, and Eco. Dis., 504, Migrant, Homeless) will show student growth the STAAR exam in 2019-20.
















Evaluation Data Sources: Campus overall STAAR performance data for all populations will increase by 5%.













Strategy 1 Details	Reviews			
<p>Strategy 1: Teachers will analyze/disaggregate STAAR/EOC, Benchmark and common assessments using an online assessment development and analysis program to evaluate student needs and to assign students to interventions such as, but not limited to Wacky Wednesday Interventions, after school tutorials and/or state assessment blitz camps. Substitute costs will be used to support this strategy.</p> <p>Strategy's Expected Result/Impact: Meeting agendas, Walkthroughs, Common Assesment and Benchmark results, STARR EOC results, failure reports</p> <p>Staff Responsible for Monitoring: Campus administrators and Curriculum Coach</p> <p>Comprehensive Support Strategy</p>	Formative			Summative
	Sept	Nov	Feb	May
				
Strategy 2 Details	Reviews			
<p>Strategy 2: Students will be identified and recommended for after school tutorials, Falcon Fridays, Focus Friday Interventions, and Super Saturday School and will be referred to the campus RTI team.</p> <p>Strategy's Expected Result/Impact: STAAR/EOC results, Benchmark, and Common Assessments, Unit Assessment Performance, Attendance, Behavior</p> <p>Staff Responsible for Monitoring: Teachers, Curriculum Coach, and Administration.</p> <p>Comprehensive Support Strategy</p>	Formative			Summative
	Sept	Nov	Feb	May
				

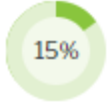











Strategy 3 Details	Reviews			
<p>Strategy 3: Mandatory tutoring will be assigned to students who have failed state mandated assessments and/or academic courses.</p> <p>Strategy's Expected Result/Impact: Common Assesment and Benchmark results, STARR EOC results, failure reports</p> <p>Staff Responsible for Monitoring: Curriculum Coach and Teachers</p> <p>Comprehensive Support Strategy</p> <p>Funding Sources: Tutoring - 199 GENERAL FUND - 199.11.6117.18.045.0.30 - \$12,106.50, Tutoring - 211 ESEA, TI A IMP - 211.E.11.6117.18.045.5.30 - \$40,144, TRANSPORTATION - 211 ESEA, TI A IMP - 211.11.6494.00.045.5.30 - \$2</p>	Formative			Summative
	Sept	Nov	Feb	May
				
Strategy 4 Details	Reviews			
<p>Strategy 4: All teachers will integrate STAAR/EOC test format and strategies throughout instruction and in testing, as deemed appropriate.</p> <p>Strategy's Expected Result/Impact: Lesson Plans, Common Assessments, Benchmarks</p> <p>Staff Responsible for Monitoring: Curriculum Coach All Teachers</p> <p>Comprehensive Support Strategy</p> <p>Funding Sources: SUPPLEMENTAL MATERIAL - 211 ESEA, TI A IMP - \$10,000, - 199 GENERAL FUND - \$10,000</p>	Formative			Summative
	Sept	Nov	Feb	May
				
Strategy 5 Details	Reviews			
<p>Strategy 5: GT enrichment classes and Pre AP Courses will be offered to all 6th-8th Grade students to provide a differentiated GT curriculum including GT Tournaments</p> <p>Strategy's Expected Result/Impact: Student grades, Assessment scores, Schedule, student networking, integration of technology, and a variety of skill based assignments.</p> <p>Staff Responsible for Monitoring: GT Coordinator, Teachers, Counselors, and Administration.</p> <p>Funding Sources: GT INSTRUCTIONAL MATERIAL - 199 GENERAL FUND - 199.11.6399.00.045.0.21.000 - \$1,300</p>	Formative			Summative
	Sept	Nov	Feb	May
				
Strategy 6 Details	Reviews			
<p>Strategy 6: Identified GT / Pre AP students will be recognized for Science Fair success.</p> <p>Strategy's Expected Result/Impact: Number of science fair projects, Number of Students competing at District and Sun Country Science Fairs.</p> <p>Staff Responsible for Monitoring: Science Fair Cordinator, Science Teachers, Curriculum Coach, Administration.</p>	Formative			Summative
	Sept	Nov	Feb	May
				













Strategy 7 Details	Reviews			
<p>Strategy 7: Staff will receive Eduphoria -Aware and Lead4Ward training for interpretation of data to improve instruction for all students.</p> <p>Strategy's Expected Result/Impact: Teacher use of Aware/Lead4Ward reports, Lesson plans that focus on student learning needs, and improved student performance.</p> <p>Staff Responsible for Monitoring: Curriculum Coach and Administration.</p> <p>Comprehensive Support Strategy</p>	Formative			Summative
	Sept	Nov	Feb	May
				
Strategy 8 Details	Reviews			
<p>Strategy 8: All teachers will have access to supplemental STAAR curriculum materials (Mentoring Minds, Measuring Up, Mastering the STAAR, Power UP, etc) to meet student needs.</p> <p>Strategy's Expected Result/Impact: Successful Student performance on State Assessments.</p> <p>Staff Responsible for Monitoring: Teachers, Curriculum Coach, Administration.</p> <p>Comprehensive Support Strategy</p> <p>Funding Sources: STAAR SUPPLEMENTAL MATERIAL - 211 ESEA, TI A IMP - 211.11.6399.00.045.7.30 - \$10,000, STAAR SUPPLEMENTAL MATERIAL - 199 GENERAL FUND - \$10,000</p>	Formative			Summative
	Sept	Nov	Feb	May
				
Strategy 9 Details	Reviews			
<p>Strategy 9: Recognize perfect attendance, Positive Behavior, SEL Development, and High Academic Achievement through the use of PBIS Points Software, Falcon Pride Recognition, and Terrific Falcon Awards</p> <p>Strategy's Expected Result/Impact: Student attendance rate will be at 97% or higher.</p> <p>Decrease in Discipline Referrals Terrific Falcon Recognition Falcon Pride Grade Level Winners A and A/B Honor Roll Every 9 weeks, Terrific Falcon, and Positive Points awarded through the PBIS Rewards Software Character Strong Web-Based Curriculum</p> <p>Staff Responsible for Monitoring: Attendance Clerk, Teachers, Curriculum Coach, Counselors, Administration.</p> <p>Funding Sources: - 211 ESEA, TI A IMP, - 211 ESEA, TI A IMP - \$1,600, - 199 GENERAL FUND - \$3,610</p>	Formative			Summative
	Sept	Nov	Feb	May
				
Strategy 10 Details	Reviews			
<p>Strategy 10: Teachers will incorporate technology through the use of chromebooks in all daily lessons.</p> <p>Strategy's Expected Result/Impact: Use of chromebooks through district's 1:1 Initiative. Daily use of technology in the curriculum.</p> <p>Staff Responsible for Monitoring: Campus Technology Coordinator, Librarian, Teachers, Curriculum Coach, Administration.</p>	Formative			Summative
	Sept	Nov	Feb	May
				












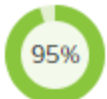
Strategy 11 Details	Reviews			
<p>Strategy 11: Teachers will integrate technology into the classroom through use of Chromebooks and Promethean Boards for the use of PowerPoint presentations, web board software presentation and online resources</p> <p>Strategy's Expected Result/Impact: Use of technology in all classrooms.</p> <p>Staff Responsible for Monitoring: Teachers, Campus Technology Cordinator, and Administration.</p> <p>Funding Sources: SUPPLEMENTAL MATERIAL - 199 GENERAL FUND - 199.11.6390.44.045.0.30 - \$2,000 , EDUCATIONAL MATERIAL - 211 ESEA, TI A IMP - 211.11.6390.00.045.5.30 - \$12,700</p>	Formative			Summative
	Sept	Nov	Feb	May
				
Strategy 12 Details	Reviews			
<p>Strategy 12: Software/Computers, and printers for teacher and student use. This includes ink cartridges and other supplies.</p> <p>Strategy's Expected Result/Impact: Purchase requisitions and use of technology in classrooms.</p> <p>Staff Responsible for Monitoring: Campus Technology Cordinator, CATE Content Teachers, and Computer teachers.</p> <p>Funding Sources: - 199 GENERAL FUND - \$9,805</p>	Formative			Summative
	Sept	Nov	Feb	May
				
Strategy 13 Details	Reviews			
<p>Strategy 13: All teachers will incorporate best practices throughout their curriculum to include but not limited to: Bell Activities, and AVID WICOR Strategies.</p> <p>Strategy's Expected Result/Impact: Improved State assessment results and student learning.</p> <p>Staff Responsible for Monitoring: Teachers, Curriculum Coach, and Administration.</p> <p>Comprehensive Support Strategy</p> <p>Funding Sources: SUPPLEMENTAL MATERIAL - 199 GENERAL FUND - \$10,000, SUPPLEMENTAL MATERIAL - 211 ESEA, TI A IMP - \$10,000</p>	Formative			Summative
	Sept	Nov	Feb	May
				
Strategy 14 Details	Reviews			
<p>Strategy 14: All CTE teachers will acquire necessary materials to support their curriculum (i.e. but not limited to: Touch Systems, Career Info Resources, Interactive materials)</p> <p>Strategy's Expected Result/Impact: Purchase requisitions and the expenditure of CTE budgets.</p> <p>Staff Responsible for Monitoring: CTE teachers and administration.</p> <p>Funding Sources: supplemental material - 244 VOC ED BASIC GRANT - 244.11.6399.00.045.5.22.000 - \$727.60, supplemental material - 199 GENERAL FUND - 199.11.6395.00.045.0.22.000 - \$10,000</p>	Formative			Summative
	Sept	Nov	Feb	May
				
Strategy 15 Details	Reviews			
<p>Strategy 15: Identified students will attend field trips to build background knowledge for example, but not limited to, Clint Early College. Other potential options are: UTEP, EPCC, Chamizal, SulRoss,</p> <p>Strategy's Expected Result/Impact: Student exposure to different learning opportunities.</p> <p>Staff Responsible for Monitoring: Teachers, counselors, and Administration.</p> <p>Funding Sources: LAW ENFORCEMENT - 199 GENERAL FUND - 199.11.6494.00.045.0.22 - \$1,000, LAW ENFORCEMENT - 199 GENERAL FUND - 199.11.6412.00.045.0.22 - \$2,000</p>	Formative			Summative
	Sept	Nov	Feb	May
				













Strategy 16 Details	Reviews			
<p>Strategy 16: All teachers will reinforce as applicable reading comprehension (main idea, cause/effect, and drawing conclusions) to improve all students literacy skills.</p> <p>Strategy's Expected Result/Impact: Improved reading and math scores on all school and state assessments.</p> <p>Staff Responsible for Monitoring: Teachers, Curriculum Coach, and Administration.</p> <p>Comprehensive Support Strategy</p> <p>Funding Sources: Scholastic Classroom Magazines - 199 GENERAL FUND - 199.11.6399.36.045.0.30.000 - \$1,050, Scholastic Classroom Magazines - 211 ESEA, TI A IMP - 211.11.6399.00.045.5.30.000 - \$9,347.74, Texas Math Books - 410 IMA - 410.11.6399.00.045.0.30.000 - \$14,355</p>	Formative			Summative
	Sept	Nov	Feb	May
				
Strategy 17 Details	Reviews			
<p>Strategy 17: Students who are nominated by teachers and parents for GT will undergo GT testing for appropriate placement.</p> <p>Strategy's Expected Result/Impact: Increase number of GT students.</p> <p>Staff Responsible for Monitoring: District and Campus GT Coordinator.</p> <p>Funding Sources: - 199 GENERAL FUND - \$250</p>	Formative			Summative
	Sept	Nov	Feb	May
				
Strategy 18 Details	Reviews			
<p>Strategy 18: At-Risk students will be provided guidance and mentoring of instructional objectives through response to intervention (RTI)</p> <p>Strategy's Expected Result/Impact: Improved student grades and assessment scores.</p> <p>Staff Responsible for Monitoring: Teachers, Counselors, Curriculum Coach, and Administration.</p> <p>Comprehensive Support Strategy</p>	Formative			Summative
	Sept	Nov	Feb	May
				
Strategy 19 Details	Reviews			
<p>Strategy 19: All teachers will implement AVID WICOR Strategies in order to meet the needs of all student needs.</p> <p>Strategy's Expected Result/Impact: Improved student scores and learning.</p> <p>Staff Responsible for Monitoring: Teachers, Curriculum Coach, and Administration.</p> <p>Comprehensive Support Strategy</p> <p>Funding Sources: SUPPLEMENTAL MATERIAL - 211 ESEA, TI A IMP - \$10,000, SUPPLEMENTAL MATERIAL - 199 GENERAL FUND - \$10,000</p>	Formative			Summative
	Sept	Nov	Feb	May
				
Strategy 20 Details	Reviews			
<p>Strategy 20: All teachers will provide necessary resources (such as but not limited to Science Dictionaries, Spanish/English dictionaries, manipulatives and Thesaurus) for use by ELL</p> <p>Strategy's Expected Result/Impact: Student expansion and use of vocabulary.</p> <p>Staff Responsible for Monitoring: Teachers, Curriculum Coach, and Administration.</p> <p>Funding Sources: ELL SUPPLEMENTAL READING MATERIAL - 199 GENERAL FUND - 199.11.6329.00.045.0.30.000 - \$2,461.16, ELL SUPPLEMENTAL MATERIAL - 211 ESEA, TI A IMP - 211.11.6399.00.045.7.30 - \$10,000</p>	Formative			Summative
	Sept	Nov	Feb	May
				

Strategy 21 Details	Reviews			
<p>Strategy 21: Technology equipment will be purchased to enhance curriculum and testing (i.e. but not limited to: speakers, carts, testing materials for STAAR, IPAD compatibility connections, scanners, headphones, microphones, computers, flip cameras, digital cameras memory cards, web cams, computer mouse)</p> <p>Strategy's Expected Result/Impact: Purchase requisitions and budget expenditures.</p> <p>Staff Responsible for Monitoring: Campus Technology Cordinator, and Administration.</p> <p>Funding Sources: Mouse - 244 VOC ED BASIC GRANT - 244.11.6399.00.045.5.22.000 - \$126, AUDIO VISUAL EQUIPMENT - 199 GENERAL FUND - 199.11.6390.00.045.0.22.000 - \$4,582.61, CALCULATORS - 211 ESEA, TI A IMP - 211.11.6399.00.045.5.30.000 - \$17,881</p>	Formative			Summative
	Sept	Nov	Feb	May
				
Strategy 22 Details	Reviews			
<p>Strategy 22: All core teachers will incorporate technology into the class by the use of Achieve 3000, Mentoring Minds, Nearpod, EDPuzzle, and Brain Pop software to enhance lessons & promote the use of technology in instruction.</p> <p>Strategy's Expected Result/Impact: Student and teacher use of technology.</p> <p>Staff Responsible for Monitoring: Campus Technology Coordinator and Administration.</p> <p>Title I Schoolwide Elements: 2.4, 2.5, 2.6</p> <p>Funding Sources: EDUCATIONAL SOFTWARE - 211 ESEA, TI A IMP - 211.11.6395.00.045.5.30.000 - \$15,056, - 199 GENERAL FUND - \$2,400</p>	Formative			Summative
	Sept	Nov	Feb	May
				
Strategy 23 Details	Reviews			
<p>Strategy 23: All teachers and administrators will receive training and assistance in the implementation of research-based instruction (SIOP, BenchmarksKagan, Lead4Ward, State and Federal Accountability, Region 19 local trainings that tie into our CIP, to meet all students needs.</p> <p>Strategy's Expected Result/Impact: Improvement of student performance.</p> <p>Staff Responsible for Monitoring: Teachers, Counselors, and Administration.</p> <p>Comprehensive Support Strategy</p> <p>Funding Sources: - 199 GENERAL FUND - \$3,200, - 255 ESEA, TIIA, TPTR - 255.23.6239.00.045.5.24.000 - \$371, - 244 VOC ED BASIC GRANT - 244.11.6239.00.045.5.22 - \$1,000</p>	Formative			Summative
	Sept	Nov	Feb	May
				
Strategy 24 Details	Reviews			
<p>Strategy 24: Identified teachers will attend training for advanced placement courses (Summer Goal)</p> <p>Strategy's Expected Result/Impact: Advanced learning opportunities for Pre AP students.</p> <p>Staff Responsible for Monitoring: PAP teachers.</p>	Formative			Summative
	Sept	Nov	Feb	May
				

Strategy 25 Details	Reviews			
<p>Strategy 25: All teachers will be trained to better assist students with special needs such as ELL, SPED, Economically Disadvantaged, Migrant, and Military students.</p> <p>Strategy's Expected Result/Impact: Improved assistance and instruction for special population students. Staff Responsible for Monitoring: All teachers. Comprehensive Support Strategy</p>	Formative			Summative
	Sept	Nov	Feb	May
				
Strategy 26 Details	Reviews			
<p>Strategy 26: All content area teachers will be trained in the use of technology integration skills in the classroom in order to provide all students with a motivating, rigorous curriculum by attending technology specific professional development such as Excet.</p> <p>Strategy's Expected Result/Impact: Improved student learning and performance. Staff Responsible for Monitoring: All teachers.</p>	Formative			Summative
	Sept	Nov	Feb	May
				
Strategy 27 Details	Reviews			
<p>Strategy 27: Academic assistance for ELL students.</p> <p>Strategy's Expected Result/Impact: Student grades and performance. Staff Responsible for Monitoring: ELL support Teacher, Curriculum Coach, and Administration. Comprehensive Support Strategy</p>	Formative			Summative
	Sept	Nov	Feb	May
				
Strategy 28 Details	Reviews			
<p>Strategy 28: Tutorial assistance for students in need of academic help through Wacky Wednesdays, after school tutoring, Falcon Fridays, Falcon Academy, and Super Saturday Camps.</p> <p>Strategy's Expected Result/Impact: Improved student grades and performance. Staff Responsible for Monitoring: All teachers. Comprehensive Support Strategy</p>	Formative			Summative
	Sept	Nov	Feb	May
				

Strategy 29 Details	Reviews			
<p>Strategy 29: All core teachers will purchase the needed supplemental supplies for all children served to acquire the knowledge and skills contained in the state content standards TEKS and to meet the state requirement STAAR state assessment, including ELPS.</p> <p>Strategy's Expected Result/Impact: Improved student learning.</p> <p>Staff Responsible for Monitoring: Teachers and Administrators.</p> <p>Comprehensive Support Strategy</p> <p>Funding Sources: SUPPLEMENTAL MATERIAL - 211 ESEA, TI A IMP - 211.11.6399.00.045.5.30.000 - \$11,420.68, READING MATERIAL - 199 GENERAL FUND - 199.11.6329.00.045.0.30.000 - \$4,500, SUPPLEMENTAL MATERIAL - 410 IMA - 410.11.6399.00.045.0.30.000 - \$14,355</p>	Formative			Summative
	Sept	Nov	Feb	May
				
Strategy 30 Details	Reviews			
<p>Strategy 30: Purchase of audio visual supplies to assist campus tutorial program.</p> <p>Strategy's Expected Result/Impact: Improved student performance within the classroom.</p> <p>Staff Responsible for Monitoring: Administration.</p>	Formative			Summative
	Sept	Nov	Feb	May
				
Strategy 31 Details	Reviews			
<p>Strategy 31: Purchase/renew software (included but not limited to, IXL, ED Puzzle, NearPod, STEMscopes, Odysseyware, Kesler Science, Netsupport, and Adobe Acrobat, Edutyping, interactive whiteboard graphic organizer, Achiee 3000 Mentoring Minds, and PBIS Positive Rewards App.</p> <p>Strategy's Expected Result/Impact: Improved student performance.</p> <p>Staff Responsible for Monitoring: Administration and Teachers.</p> <p>Title I Schoolwide Elements: 2.4, 2.5, 2.6</p> <p>Funding Sources: STEMscope Renewal - 211 ESEA, TI A IMP - 211.11.6297.N8.045.7.30.000 - \$20,000, - 199 GENERAL FUND - \$1,000</p>	Formative			Summative
	Sept	Nov	Feb	May
				
Strategy 32 Details	Reviews			
<p>Strategy 32: Science Department will integrate the use of STEMscopes to meet the language needs of ELL students by providing lessons using the 5E Model.</p> <p>Strategy's Expected Result/Impact: Improved student performance in classroom and state assessment.</p> <p>Staff Responsible for Monitoring: Science Teachers</p> <p>Comprehensive Support Strategy</p> <p>Funding Sources: - 211 ESEA, TI A IMP - 211.11.6399.N8.045.7.30 - \$2,221</p>	Formative			Summative
	Sept	Nov	Feb	May
				

Strategy 33 Details	Reviews			
<p>Strategy 33: All teachers and administrators will be trained in the implementation of the AVID program. A cohort of teachers and administration will attend an AVID Institute workshop.</p> <p>Strategy's Expected Result/Impact: Improved student performance, college readiness skills.</p> <p>Staff Responsible for Monitoring: Administration and AVID Coordinator</p> <p>Funding Sources: AVID MEMBERSHIP AND SOFTWARE - 211 ESEA, TI A IMP - 211.11.6395.00.045.1.30 - \$10,320, AVID TRAVEL EMPLOYEE - 211 ESEA, TI A IMP - 211.13.6411.00.045.1.30 - \$8,000, AVID TRAVEL ADMINISTRATOR - 211 ESEA, TI A IMP - 211.23.6411.00.045.1.30 - \$1,000, AVID TRAVEL ADMINISTRATOR/EMPLOYEE - 255 ESEA, TIIA,TPTR - 255.23.6411.00.045.1.24 - \$2,000</p>	Formative			Summative
	Sept	Nov	Feb	May
				
Strategy 34 Details	Reviews			
<p>Strategy 34: All students will be provided with Chromebooks. Teachers will integrate use of technology into the classroom to be conducted on a consistent basis.</p> <p>Strategy's Expected Result/Impact: Improved student performance.</p> <p>Staff Responsible for Monitoring: Administration, Teachers</p> <p>Funding Sources: CHROMEBOOKS - 211 ESEA, TI A IMP - 211.11.6383.00.045.7.30 - \$5,000</p>	Formative			Summative
	Sept	Nov	Feb	May
				
Strategy 35 Details	Reviews			
<p>Strategy 35: Science Department will use StratoStar to provide project based learning opportunities for students in the STEM area.</p> <p>Strategy's Expected Result/Impact: Successful implementation of project.</p> <p>Staff Responsible for Monitoring: Teachers, Curriculum Coach</p> <p>Funding Sources: STRATOSTAR - 211 ESEA, TI A IMP - 211.11.6399.00.045.7.30 - \$5,206</p>	Formative			Summative
	Sept	Nov	Feb	May
				
Strategy 36 Details	Reviews			
<p>Strategy 36: Social Studies Department will purchase the needed supplemental supplies for all children served to acquire the knowledge and skills contained in the state content standards TEKS and to meet the state requirement STAAR state assessment, including ELPS.</p> <p>Strategy's Expected Result/Impact: Improved Student Performance</p> <p>Staff Responsible for Monitoring: Teachers and Administrators</p> <p>Funding Sources: FEDERAL SUPPLEMENTAL MATERIAL - 211 ESEA, TI A IMP - \$11,420.68, SUPPLEMENTAL MATERIAL - 199 GENERAL FUND - \$4,500</p>	Formative			Summative
	Sept	Nov	Feb	May
				













Strategy 37 Details	Reviews			
<p>Strategy 37: The ESL Department will purchase the needed supplemental supplies for all children served to acquire the knowledge and skills contained in the state content standards TEKS, Language Aquisition and to meet the state requirement STAAR state assessment, including ELPS.</p> <p>Strategy's Expected Result/Impact: Improved Student Performance</p> <p>Staff Responsible for Monitoring: Teachers and Administrators</p> <p>Comprehensive Support Strategy</p> <p>Funding Sources: FEDERAL SUPPLEMENTAL MATERIAL - 211 ESEA, TI A IMP - \$11,420.68, SUPPLEMENTAL MATERIAL - 199 GENERAL FUND - \$4,500</p>	Formative			Summative
	Sept	Nov	Feb	May
				
Strategy 38 Details	Reviews			
<p>Strategy 38: The ELAR Department will purchase the needed supplemental supplies to include copy paper. Copy Paper will be used for instruction to include making manipulatives, foldables, reading passages , and ISN Pages for all children served to acquire the knowledge and skills contained in the state content standards TEKS, Language Aquisition and to meet the state requirement STAAR state assessment, including ELPS.</p> <p>Strategy's Expected Result/Impact: Improved Student Performance</p> <p>Staff Responsible for Monitoring: Teachers and administrators</p> <p>Title I Schoolwide Elements: 2.4, 2.5, 2.6</p> <p>Funding Sources: - 199 GENERAL FUND - \$1,500</p>	Formative			Summative
	Sept	Nov	Feb	May
				
Strategy 39 Details	Reviews			
<p>Strategy 39: The Math Department will purchase the needed supplemental supplies for all children served to acquire the knowledge and skills contained in the state content standards TEKS, Language Aquisition and to meet the state requirement STAAR state assessment, including ELPS</p> <p>Strategy's Expected Result/Impact: Improved Student Performance</p> <p>Staff Responsible for Monitoring: Teachers and administrators</p> <p>Comprehensive Support Strategy</p> <p>Funding Sources: - 211 ESEA, TI A IMP - \$2,000, - 199 GENERAL FUND - \$1,000</p>	Formative			Summative
	Sept	Nov	Feb	May
				
Strategy 40 Details	Reviews			
<p>Strategy 40: The Science Department will purchase the needed supplemental supplies for all children served to acquire the knowledge and skills contained in the state content standards TEKS, Language Aquisition and to meet the state requirement STAAR state assessment, including ELPS</p> <p>Strategy's Expected Result/Impact: Improved teacher performance</p> <p>Staff Responsible for Monitoring: Teachers and Admin</p> <p>TEA Priorities: Improve low-performing schools</p> <p>Funding Sources: - 211 ESEA, TI A IMP - \$1,000, - 199 GENERAL FUND - \$3,500</p>	Formative			Summative
	Sept	Nov	Feb	May
				
















Strategy 41 Details	Reviews			
<p>Strategy 41: REMS Students will participate in Robotics/Stem Competitions</p> <p>Strategy's Expected Result/Impact: Students will build a strong foundation in reading, math, and problem solving skills</p> <p>Staff Responsible for Monitoring: Administration</p> <p>Title I Schoolwide Elements: 2.4, 2.5, 2.6 - TEA Priorities: Build a foundation of reading and math</p> <p>Funding Sources: - 281 Title IV, Part A SSAEP - \$2,700</p>	Formative			Summative
	Sept	Nov	Feb	May
Strategy 42 Details	Reviews			
<p>Strategy 42: The SPED Department will purchase the needed supplemental supplies to include copy paper. Copy Paper will be used for instruction to include making manipulatives, foldables, reading passages , and ISN Pages for all children served to acquire the knowledge and skills contained in the state content standards TEKS, Language Aquisition and to meet the state requirement STAAR state assessment, including ELPS.</p> <p>Strategy's Expected Result/Impact: Impact instructional strategies used in the classroom and understanding of curriculum</p> <p>Staff Responsible for Monitoring: Teachers</p> <p>Funding Sources: SPED Education - 199 GENERAL FUND - \$6,120</p>	Formative			Summative
	Sept	Nov	Feb	May
Strategy 43 Details	Reviews			
<p>Strategy 43: Students will be provided with learner-centered instruction through remote resources during the school closure. Chromebook adapters/chargers, Wifi hotspots, Chromebook computers, iPads, Software Programs (Zoom, GotoMeeting, Google Classroom, Class Dojo, Remind, ScreenCastify, etc.) will be purchased and provided to students as part of the district's remote learning initiative.</p> <p>Strategy's Expected Result/Impact: Distribution Logs Check-out Forms Remote Learning Teacher Logs</p> <p>Staff Responsible for Monitoring: Administrators Teachers Curriculum Coaches Librarian</p> <p>Title I Schoolwide Elements: 2.4, 2.5, 2.6</p> <p>Funding Sources: Remote Learning Resources/Materials - 211 ESEA, TI A IMP - 211 - \$2,000, Remote Learning Resources/Materials - 199 GENERAL FUND - 199 - \$2,000</p>	Formative			Summative
	Sept	Nov	Feb	May
No Progress Accomplished Continue/Modify Discontinue				










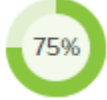





Goal 1: The District will be a model of high standards for student academic excellence.

Performance Objective 2: The Campus will provide supplemental instruction (supplemental programs) to students to support and increase student achievement.

Evaluation Data Sources: The Campus will provide various professional development training to help increase student achievement: Common Instructional Framework, Depth of Knowledge, SIOP, CoTeach Training and Lead4Ward . Students will be provided a chromebook as part of the district's 1:1 Technology Initiative.

Strategy 1 Details	Reviews			
<p>Strategy 1: Staff will receive Eduphoria -Aware/Lead4Ward training for interpretation of data to improve instruction for all students.</p> <p>Strategy's Expected Result/Impact: Teacher use of Aware/Lead4Ward reports, Lesson plans that focus on student learning needs, and improved student performance.</p> <p>Staff Responsible for Monitoring: Curriculum Coach and Administration.</p> <p>Funding Sources: - 199 GENERAL FUND - \$3,500, - 211 ESEA, TI A IMP - \$1,000</p>	Formative			Summative
	Sept	Nov	Feb	May
				
Strategy 2 Details	Reviews			
<p>Strategy 2: Teachers will integrate technology into the classroom through use of chromebooks, InFocus projectors, I-Pads, and Promethean Boards for the use of PowerPoint presentations, web board software presentation and online resources.</p> <p>Strategy's Expected Result/Impact: Consistent use of power point presentations by students and resources.</p> <p>Staff Responsible for Monitoring: Campus Technology Cordinator, librarian, and teachers.</p> <p>Funding Sources: - 211 ESEA, TI A IMP - \$5,000</p>	Formative			Summative
	Sept	Nov	Feb	May
				
Strategy 3 Details	Reviews			
<p>Strategy 3: Software/Computers and items such as ink available to use and staff development (software to include Eduphoria)</p> <p>Strategy's Expected Result/Impact: Purchase requisitions for technology equipment and materials.</p> <p>Staff Responsible for Monitoring: Campus Technology Cordinator.</p> <p>Funding Sources: laptop - 211 ESEA, TI A IMP - 211.11.6394.00.045.5.30 - \$1,200</p>	Formative			Summative
	Sept	Nov	Feb	May
				
Strategy 4 Details	Reviews			
<p>Strategy 4: All teachers will incorporate technology in the class by use chromebooks to enhance lessons and promote the use of technology.</p> <p>Strategy's Expected Result/Impact: Use of chromebooks by students and teachers.</p> <p>Staff Responsible for Monitoring: Campus Technology Cordinator, librarian, and Administration.</p>	Formative			Summative
	Sept	Nov	Feb	May
				

Strategy 5 Details	Reviews			
<p>Strategy 5: Identified teachers will attend training to enrich curriculum and instruction for all students in the areas of: Common Instructional Framework, Depth of Knowledge, SIOP Strategies, Leadership, AVID Wicor Strategies, Region 19 Professional Development, Lead4Ward, Team communication strategies, and PLC strategies.</p> <p>Strategy's Expected Result/Impact: Improved delivery of student instruction.</p> <p>Staff Responsible for Monitoring: Administration, Teachers Curriculum Coach.</p>	Formative			Summative
	Sept	Nov	Feb	May
				
Strategy 6 Details	Reviews			
<p>Strategy 6: All teachers will be trained to better assist students with special needs; ELL & SPED</p> <p>Strategy's Expected Result/Impact: Special Ed and ELL student improved performance.</p> <p>Staff Responsible for Monitoring: Curriculum Coach, District Coordinator Principal.</p> <p>Comprehensive Support Strategy</p>	Formative			Summative
	Sept	Nov	Feb	May
				
Strategy 7 Details	Reviews			
<p>Strategy 7: CTE teachers will attend staff development training where applicable (i.e. but not limited to TCEA conference)</p> <p>Strategy's Expected Result/Impact: Use of CTE strategies and implementation of new technology learning.</p> <p>Staff Responsible for Monitoring: CTE teachers and Administration.</p> <p>Funding Sources: TRAVEL - 244 VOC ED BASIC GRANT - 244.13.6411.00.045.5.22 - \$4,000, TRAVEL - 199 GENERAL FUND - 199.11.6411.00.045.0.22 - \$4,000</p>	Formative			Summative
	Sept	Nov	Feb	May
				
Strategy 8 Details	Reviews			
<p>Strategy 8: Materials for hands-on teaching will be used in Science via dissecting materials (i.e. gloves, consumables), magazines, periodicals, and manipulatives, Science</p> <p>Strategy's Expected Result/Impact: Hands on opportunities for learning.</p> <p>Staff Responsible for Monitoring: Science teachers, Curriculum Coach, and Administration.</p> <p>Funding Sources: SCHOLASTICS - 199 GENERAL FUND - 199.11.6399.00.045.0.30.000 - \$1,044.36, - 211 ESEA, TI A IMP - 211.11.6399.44.045.5.30.000 - \$5,596.35</p>	Formative			Summative
	Sept	Nov	Feb	May
				
Strategy 9 Details	Reviews			
<p>Strategy 9: Community Based Outing/ Field Trips for Special Education students to gain-real and meaningful learning applications.</p> <p>Strategy's Expected Result/Impact: Student learning experiences.</p> <p>Staff Responsible for Monitoring: Special Ed teachers, Curriculum Coach, Administration.</p> <p>Funding Sources: SPED-TRANSPORTATION - 199 GENERAL FUND - 199.11.6494.00.045.0.23 - \$500, SPED-ENTRY FEES AND MEALS - 199 GENERAL FUND - 199.11.6412.00.045.0.23 - \$300</p>	Formative			Summative
	Sept	Nov	Feb	May
				













Strategy 10 Details	Reviews			
Strategy 10: LEP students will utilize chromebooks or classroom computers in ESL classes to use Talk Read, Talk Write to improve literacy Strategy's Expected Result/Impact: Improved student learning and performance. Staff Responsible for Monitoring: ELL Teachers.	Formative			Summative
	Sept	Nov	Feb	May
				
Strategy 11 Details	Reviews			
Strategy 11: Provide all teachers with SIOP training for additional strategies to use with LEP students Strategy's Expected Result/Impact: Student learning and performance. Staff Responsible for Monitoring: ELL teachers. Comprehensive Support Strategy	Formative			Summative
	Sept	Nov	Feb	May
				
Strategy 12 Details	Reviews			
Strategy 12: Provide for ARD sub coverage for all teachers needing coverage. Strategy's Expected Result/Impact: Student curriculum should remain consistent with one sub covering for ARDS. Staff Responsible for Monitoring: Administration.	Formative			Summative
	Sept	Nov	Feb	May
				
Strategy 13 Details	Reviews			
Strategy 13: LPAC will Monitor ESL exited student academic progress. Strategy's Expected Result/Impact: Correct student placements. Staff Responsible for Monitoring: LPAC clerk.	Formative			Summative
	Sept	Nov	Feb	May
				
Strategy 14 Details	Reviews			
Strategy 14: LPAC Clerk will be testing and monitoring ESL students progress. Strategy's Expected Result/Impact: Correct and accurate placements of students. Staff Responsible for Monitoring: LPAC Clerk. Funding Sources: TESTING MATERIALS - 199 GENERAL FUND - 199.11.6339.00.045.0.25.000 - \$900	Formative			Summative
	Sept	Nov	Feb	May
				













Strategy 15 Details	Reviews			
Strategy 15: GT teacher will attend State conference Tx. Association of Gifted and Talented. Strategy's Expected Result/Impact: Higher learning opportunities for students in Pre Ap classes. Staff Responsible for Monitoring: GT Teacher and Administration. Funding Sources: GT PROFESSIONAL DEVELOPMENT CONFERENCE - 199 GENERAL FUND - 199.13.6411.00.045.0.21 - \$1,500	Formative			Summative
	Sept	Nov	Feb	May
Strategy 16 Details	Reviews			
Strategy 16: Library will provide an updated selection of literature for students to read, inform, and conduct research. Promoting student success through literature Strategy's Expected Result/Impact: Reading scores will show improvement. Improvement on State Assessment scores Staff Responsible for Monitoring: Librarian, Administration and Teachers	Formative			Summative
	Sept	Nov	Feb	May
Strategy 17 Details	Reviews			
Strategy 17: Staff development for REMS covering areas in which teachers can assist students in comprehending and accomplishing success in the state mandated tests. Strategy's Expected Result/Impact: Success in State mandated tests Staff Responsible for Monitoring: Administration	Formative			Summative
	Sept	Nov	Feb	May
Strategy 18 Details	Reviews			
Strategy 18: Student(s) in Special Education will utilize a sensory room according to their IEP. Strategy's Expected Result/Impact: Improved learning and performance. Staff Responsible for Monitoring: DSC Instructor Funding Sources: SENSORY ROOM/IEP INSTRUCTION - 199 GENERAL FUND - 199.11.6399.00.045.0.23.000 - \$2,380	Formative			Summative
	Sept	Nov	Feb	May
Strategy 19 Details	Reviews			
Strategy 19: Orchestra teacher will obtain sheet music for students to use to assist in developing and improving music performance. Strategy's Expected Result/Impact: Advance performances in classes, events, and contests. Staff Responsible for Monitoring: Orchestra Teacher Funding Sources: - 199 GENERAL FUND - \$2,000	Formative			Summative
	Sept	Nov	Feb	May
No Progress Accomplished Continue/Modify Discontinue				

Goal 2: The District will ensure a safe, well disciplined positive, learning environment for all students.

Performance Objective 1: All students will participate in campus activities that will ensure their acquisition of knowledge in the areas of positive peer relationships, drug prevention, anti-bullying in a safe learning environment.

Evaluation Data Sources: Students participated in activities and assemblies. Ricardo Estrada Middle School also utilized the counseling department, Communities In Schools, campus SRO, and other outside agencies to provide classroom presentations covering safety and drug prevention.

Strategy 1 Details	Reviews			
<p>Strategy 1: Preventative methods and counseling interventions to decrease bullying as part of the No Place For Hate Initiative.</p> <p>Strategy's Expected Result/Impact: Reduced office referrals and bullying "Stay Away" contracts.</p> <p>Staff Responsible for Monitoring: Teachers, counselors, SRO.</p>	Formative			Summative
	Sept	Nov	Feb	May
				
Strategy 2 Details	Reviews			
<p>Strategy 2: Promote the safety and emotional well being of REMS students. Campus emergency plans and drills are reviewed and practiced monthly.</p> <p>Strategy's Expected Result/Impact: Successful monthly fire drills</p> <p>Staff Responsible for Monitoring: Counselors, teachers, SRO, and administration.</p>	Formative			Summative
	Sept	Nov	Feb	May
				
Strategy 3 Details	Reviews			
<p>Strategy 3: Increase parent/family awareness of bullying behaviors and interventions/preventions.</p> <p>Strategy's Expected Result/Impact: Parent meetings through feeder pattern presentations</p> <p>Staff Responsible for Monitoring: Counselors</p>	Formative			Summative
	Sept	Nov	Feb	May
				
Strategy 4 Details	Reviews			
<p>Strategy 4: Provide parent workshops in the areas of family domestic abuse, substance abuse, personal money management, parenting responsibility, adult education, etc. to impact the home environment of all students.</p> <p>Strategy's Expected Result/Impact: Monthly Parent Meetings</p> <p>Staff Responsible for Monitoring: Counselors/CIS Coordinator</p>	Formative			Summative
	Sept	Nov	Feb	May
				








Strategy 5 Details	Reviews			
<p>Strategy 5: Promote parental involvement by providing notice to parents of all students about school related activities through callout, monthly newsletter, and breakfast drive thru.</p> <p>Strategy's Expected Result/Impact: Use of parent news letter, marquee, and campus website.</p> <p>Staff Responsible for Monitoring: Counselors, Teachers, and Administrators.</p>	Formative			Summative
	Sept	Nov	Feb	May
				
Strategy 6 Details	Reviews			
<p>Strategy 6: Conduct parent meetings and other informational meetings to keep parents informed of school performance and the issues that affect student performance on state assessments. Provide small incentives for attendance.</p> <p>Strategy's Expected Result/Impact: Monthly meetings.</p> <p>Staff Responsible for Monitoring: Counselors, Teachers, and Administrators.</p>	Formative			Summative
	Sept	Nov	Feb	May
				
Strategy 7 Details	Reviews			
<p>Strategy 7: Promote parental involvement by providing notice to parents of all students about school related activities through a monthly newsletter.</p> <p>Strategy's Expected Result/Impact: Letters home call outs campus web site social media (Twitter) monthly newsletter</p> <p>Staff Responsible for Monitoring: Counselors, Teachers, and Administrators.</p>	Formative			Summative
	Sept	Nov	Feb	May
				
Strategy 8 Details	Reviews			
<p>Strategy 8: Host Career Day luncheon to celebrate volunteers who provide services to all students.</p> <p>Strategy's Expected Result/Impact: Planning sessions and successful Career Day activities.</p> <p>Staff Responsible for Monitoring: Counselors and Administration.</p>	Formative			Summative
	Sept	Nov	Feb	May
				

Strategy 9 Details	Reviews			
Strategy 9: Promote Communities in Schools to provide: *Academic support including tutoring and extended learning time *College and career readiness including *Enrichment activities *Health and human services including mental health and basic needs *Parent and family involvement including home visits *Supportive guidance and counseling Strategy's Expected Result/Impact: Tutoring logs Student referral logs Parent sign in sheets Counseling records Parent night presentations Home visiting logs Staff Responsible for Monitoring: Campus Administration CIS Personnel	Formative			Summative
	Sept	Nov	Feb	May
Strategy 10 Details	Reviews			
Strategy 10: Conduct "Extended Day" through "lunch bunch" counseling support to provide services for students regarding character education, conflict resolution, coping strategies, etc. Strategy's Expected Result/Impact: Reduced discipline referrals Staff Responsible for Monitoring: Counselors, Administration	Formative			Summative
	Sept	Nov	Feb	May
Strategy 11 Details	Reviews			
Strategy 11: Implement Falcon Pride Attendance and Discipline initiatives by grade level to be recognized every nine week period. Students will earn "Friday Free Dress" for having perfect attendance Monday-Thursday. Strategy's Expected Result/Impact: Increase in ADA to 98% Staff Responsible for Monitoring: Teachers, Campus Administration, CIS Personnel	Formative			Summative
	Sept	Nov	Feb	May
Strategy 12 Details	Reviews			
Strategy 12: 13) Ricardo Estrada will be a PBIS Campus. Strategy's Expected Result/Impact: A decrease in discipline referrals, increase in "positive referrals", and increase in student attendance to 98%. Staff Responsible for Monitoring: counselors, teachers, and administration.	Formative			Summative
	Sept	Nov	Feb	May
<div style="display: flex; justify-content: space-around; align-items: center;"> No Progress Accomplished Continue/Modify Discontinue </div>				

Goal 2: The District will ensure a safe, well disciplined positive, learning environment for all students.

Performance Objective 2: Ensure that 100% of students can access Remote Learning programs








Evaluation Data Sources: Student Work Progress, Google Classroom documentation, teacher logs

Strategy 1 Details	Reviews			
<p>Strategy 1: Provide Mobile Hotspots for Internet access to students to access remote learning</p> <p>Strategy's Expected Result/Impact: All students successfully completing remote learning programs. Staff Responsible for Monitoring: Campus Administration, Teachers Title I Schoolwide Elements: 2.4, 2.5, 2.6 Funding Sources: Technology Equipment - 211 ESEA, TI A IMP - 211.11.6399 - \$3,900</p>	Formative			Summative
	Sept	Nov	Feb	May
				
<p>  No Progress  Accomplished  Continue/Modify  Discontinue </p>				

Goal 2: The District will ensure a safe, well disciplined positive, learning environment for all students.

Performance Objective 3: REMS will ensure a safe learning environment while students are in iLearn@School.

Evaluation Data Sources: Campus specific iLearn@School safety protocol practices, administrator evaluation and feedback.

Strategy 1 Details	Reviews			
<p>Strategy 1: Each student will have a Sneeze Guard/Barrier in each classroom as protection during iLearn@School.</p> <p>Strategy's Expected Result/Impact: Keep all students safe and health while iLearn@School</p> <p>Staff Responsible for Monitoring: Administrators and Teachers</p> <p>Funding Sources: Sneeze Guards/Barriers - 199 GENERAL FUND - \$6,000</p>	Formative			Summative
	Sept	Nov	Feb	May
				
 No Progress  Accomplished  Continue/Modify  Discontinue				

Goal 3: The District will operate efficiently, being fiscally responsible

Performance Objective 1: Ricardo Estrada Middle School will operate financially efficiently in working with all business matters that entail campus expenditures.

Evaluation Data Sources: Purchase requisitions were reviewed and approved in a timely manner to ensure cost effectiveness. Weekly meetings between the principal and budget clerk were conducted to review business matters.










Strategy 1 Details	Reviews			
<p>Strategy 1: Work toward achieving a monthly attendance rate of 98% or higher. Strategy's Expected Result/Impact: Increased Averaged Daily Attendance. Increase in student incentives for perfect attendance Staff Responsible for Monitoring: Teachers, Attendance Clerk, and Administrators.</p>	Formative			Summative
	Sept	Nov	Feb	May
Strategy 2 Details	Reviews			
<p>Strategy 2: Approve all Purchase Requisitions to ensure cost effectiveness. Strategy's Expected Result/Impact: Savings on all materials and services. Staff Responsible for Monitoring: Budget Clerk and Principal.</p>	Formative			Summative
	Sept	Nov	Feb	May
Strategy 3 Details	Reviews			
<p>Strategy 3: Meet with budget clerk weekly to ensure budget is being expended on student materials and services for the 2018-19 school year. Strategy's Expected Result/Impact: Instructional Materials are purchased in accordance campus plan Staff Responsible for Monitoring: Budget Clerk and Principal.</p>	Formative			Summative
	Sept	Nov	Feb	May
Strategy 4 Details	Reviews			
<p>Strategy 4: Energy use for the campus will be set on a time schedule for heating and cooling. Strategy's Expected Result/Impact: Savings on energy use. Staff Responsible for Monitoring: Administrators and teachers- Tommy Garcia</p>	Formative			Summative
	Sept	Nov	Feb	May
<p style="text-align: center;"> No Progress Accomplished Continue/Modify Discontinue </p>				








Goal 4: Utilize best practices for attracting highly qualified personnel and retaining highly effective employees.

Performance Objective 1: 100% of staff employed will be highly qualified in accordance with ESSA. (Teachers are provided with a minimum of 48 hours of staff development)

Evaluation Data Sources:

100% of all employed teachers are highly qualified. Ricardo Estrada Middle School will continue to offer staff development options of research-based best practices.







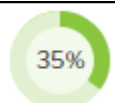
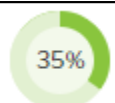
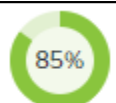
Strategy 1 Details	Reviews			
<p>Strategy 1: All teachers will receive training and assistance in the implementation of research-based instructional models Effective Teaming Strategies, Benchmarks, AVID WICOR Strategies, Common Instructional Frame Work, Strategies for STAAR Assessment, Lead4Ward, and Kagan to meet all students needs.</p> <p>Strategy's Expected Result/Impact: Observations, Learning walks, PLC Meetings, Department meetings, Lesson Plans, Failure Reports.</p> <p>Staff Responsible for Monitoring: Administration and Curriculum Coach</p> <p>Funding Sources: PROFESSIONAL SERVICES - 199 GENERAL FUND - 199.13.6219.00.045.5.30 - \$11,000</p>	Formative			Summative
	Sept	Nov	Feb	May
				
Strategy 2 Details	Reviews			
<p>Strategy 2: Offer various professional development opportunities that address specifically defined student learning goals; staff requests; and that are ongoing and in-depth to improve instruction for all students.</p> <p>Strategy's Expected Result/Impact: Observations, Learning walks, PLC dialogues, Department meetings, Lesson Plans, Failure Reports.</p> <p>Staff Responsible for Monitoring: Administration</p>	Formative			Summative
	Sept	Nov	Feb	May
				
Strategy 3 Details	Reviews			
<p>Strategy 3: 30 Hour GT training offered to all new teachers; 6 hour updates for teachers who already have their GT certification</p> <p>Strategy's Expected Result/Impact: GT Updates provided and scheduled for teachers.</p> <p>Staff Responsible for Monitoring: Administration and GT Cordinator.</p>	Formative			Summative
	Sept	Nov	Feb	May
				

Strategy 4 Details	Reviews			
<p>Strategy 4: Administrators, counselors and teachers will attend staff development training where applicable (AVID, TASSP, PBIS, Region 19)</p> <p>Strategy's Expected Result/Impact: Observations, Learning walks, PLC dialogues, Department meetings, Lesson Plans, Failure Reports.</p> <p>Staff Responsible for Monitoring: ADMINISTRATION</p> <p>Funding Sources: Rigor Relevance Relationship Leadership Conference - 211 ESEA, TI A IMP - 211.13.6411.00.045.5.30.000 - \$5,000, Rigor Relevance Relationship Leadership Conference - 199 GENERAL FUND - 199.13.6411.00.045.0.30.000 - \$3,200, Rigor Relevance Relationship Leadership Conference - 255 ESEA, TIIA, TPTR - 255.23.6411.00.045.5.24.000 - \$2,500</p>	Formative			Summative
	Sept	Nov	Feb	May
				
 No Progress  Accomplished  Continue/Modify  Discontinue				

Goal 5: The District will include parents, community and business members in the education of all students.

Performance Objective 1: The campus will increase parental involvement by building a strong partnership with parents. (Parents will be provided with a minimum of 30 hours of parental involvement)

Evaluation Data Sources: Ricardo Estrada Middle School will hold monthly parent meetings to build cparent involvements with campus initiatives. Parents will be provided with information about state testing, character education, dangers of social media, and college and career readiness.

Strategy 1 Details	Reviews			
<p>Strategy 1: Provide parent workshops in the areas of family domestic abuse, substance abuse, personal money management, parenting responsibility, adult education, College Readiness, etc. to impact the home environment of all students.</p> <p>Strategy's Expected Result/Impact: Parent sign in sheets Counseling records Parent night presentations Home visiting logs</p> <p>Staff Responsible for Monitoring: Counselors and CIS</p> <p>Funding Sources: MISC Parental Involvement - 211 ESEA, TI A IMP - 211.61.6218.00.045.1.30.000 - \$1,200</p>	Formative			Summative
	Sept	Nov	Feb	May
				
Strategy 2 Details	Reviews			
<p>Strategy 2: Conduct parent meetings and other informational meetings to keep parents informed of school performance and the issues that affect student performance on state assessments. Provide small incentives for attendance.</p> <p>Strategy's Expected Result/Impact: Parent attendance and Sign in sheets. Call Outs Flyers Twitter</p> <p>Staff Responsible for Monitoring: Administration and Curriculum Coach.</p> <p>Funding Sources: MISC PARENTAL INVOLVEMENT - 211 ESEA, TI A IMP - 211.61.6499.P2.045.5.30 - \$1,200</p>	Formative			Summative
	Sept	Nov	Feb	May
				
Strategy 3 Details	Reviews			
<p>Strategy 3: Promote parental involvement by providing notice to parents of all students about school related activities</p> <p>Strategy's Expected Result/Impact: Flyers Campus Website Call Outs Social Media (Twitter)</p> <p>Staff Responsible for Monitoring: Counselors and Administrators.</p>	Formative			Summative
	Sept	Nov	Feb	May
				

Strategy 4 Details	Reviews			
Strategy 4: Host Career Day luncheon to celebrate parents and volunteers who provide services to all students. Strategy's Expected Result/Impact: Number of Career Day Presenters Staff Responsible for Monitoring: Counselors and CIS	Formative			Summative
	Sept	Nov	Feb	May
Strategy 5 Details	Reviews			
Strategy 5: Monthly Family Nights will be held to educate parents on various topics: state assessments, content information, dangers of social media, drug prevention, and positive parenting/peer relationships. Strategy's Expected Result/Impact: Attendance at Monthly Family Nights Sign In Sheets Staff Responsible for Monitoring: Counselors, CIS Coordinator, teachers, and Administration. Funding Sources: - 211 ESEA, TI A IMP - 211.61.6239.P2.045.5.30.000 - \$140	Formative			Summative
	Sept	Nov	Feb	May
Strategy 6 Details	Reviews			
Strategy 6: Parents will be given and assisted with material helpful for their students to learn and be successful in their education and beyond with the assistance of their parents. Strategy's Expected Result/Impact: Attendance at Monthly Family Nights Sign In Sheets Staff Responsible for Monitoring: Counselors, CIS, teachers, and administration Funding Sources: PARENT BROCHURES - 211 ESEA, TI A IMP - 211.61.6399.P2.045.5.30.000 - \$450	Formative			Summative
	Sept	Nov	Feb	May
Strategy 7 Details	Reviews			
Strategy 7: Provide workshops to assist parents in providing strategies to students to improve student learning and increase test scores. Strategy's Expected Result/Impact: Attendance at Monthly Family Nights Sign In Sheets Staff Responsible for Monitoring: Counselors, CIS, and Administration Funding Sources: Parent Workshops - 211 ESEA, TI A IMP - 211.61.6399.P2.045.5.30.000 - \$587	Formative			Summative
	Sept	Nov	Feb	May
Strategy 8 Details	Reviews			
Strategy 8: Send out monthly electronic newsletters to parents through the SMORE Communication Platform to increase parental involvement and communicate events and activities happening on campus. Strategy's Expected Result/Impact: Increase Parental Involvement Staff Responsible for Monitoring: Counselors, Administration, CIS Coordinator Funding Sources: 211 ESEA, TI A IMP \$1,200 - 201 Title I SIP	Formative			Summative
	Sept	Nov	Feb	May
No Progress Accomplished Continue/Modify Discontinue				

State Compensatory

Budget for Ricardo Estrada Middle School

<u>Account Code</u>	<u>Account Title</u>	<u>Budget</u>
6100 Payroll Costs		
199 E 11 6117 18 045 0 30 000	6117 Career Ladder - Locally Defined	\$13,500.00
6100 Subtotal:		\$13,500.00
6200 Professional and Contracted Services		
199 E 13 6219 00 045 0 30 000	6219 Professional Services	\$4,500.00
199 E 13 6239 00 045 0 30 000	6239 ESC Services	\$1,500.00
199 E 11 6247 00 045 0 30 000	6247 Contracted Maintenance and Repair - Locally Defined	\$1,500.00
6200 Subtotal:		\$7,500.00
6300 Supplies and Services		
199 E 11 6329 00 045 0 30 000	6329 Reading Materials	\$1,065.00
199 E 11 6329 36 045 0 30 000	6329 Reading Materials	\$3,500.00
199 E 11 6399 00 045 0 30 000	6399 General Supplies	\$1,252.00
199 E 11 6399 36 045 0 30 000	6399 General Supplies	\$4,500.00
199 E 11 6399 41 045 0 30 000	6399 General Supplies	\$4,500.00
199 E 11 6399 44 045 0 30 000	6399 General Supplies	\$4,500.00
199 E 11 6399 45 045 0 30 000	6399 General Supplies	\$4,500.00
6300 Subtotal:		\$23,817.00
6400 Other Operating Costs		
199 E 13 6411 00 045 0 30 000	6411 Employee Travel	\$1,000.00
199 E 11 6494 00 045 0 30 000	6494 Reclassified Transportation Expenses	\$102.00
6400 Subtotal:		\$1,102.00

Title I Personnel

<u>Name</u>	<u>Position</u>	<u>Program</u>	<u>FTE</u>
Adriana Quintanilla	Technical Writing Teacher	ELA	1

Campus Funding Summary

199 GENERAL FUND					
Goal	Objective	Strategy	Resources Needed	Account Code	Amount
1	1	3	Tutoring	199.11.6117.18.045.0.30	\$12,106.50
1	1	4			\$10,000.00
1	1	5	GT INSTRUCTIONAL MATERIAL	199.11.6399.00.045.0.21.000	\$1,300.00
1	1	8	STAAR SUPPLEMENTAL MATERIAL		\$10,000.00
1	1	9			\$3,610.00
1	1	11	SUPPLEMENTAL MATERIAL	199.11.6390.44.045.0.30	\$2,000.00
1	1	12			\$9,805.00
1	1	13	SUPPLEMENTAL MATERIAL		\$10,000.00
1	1	14	supplemental material	199.11.6395.00.045.0.22.000	\$10,000.00
1	1	15	LAW ENFORCEMENT	199.11.6494.00.045.0.22	\$1,000.00
1	1	15	LAW ENFORCEMENT	199.11.6412.00.045.0.22	\$2,000.00
1	1	16	Scholastic Classroom Magazines	199.11.6399.36.045.0.30.000	\$1,050.00
1	1	17			\$250.00
1	1	19	SUPPLEMENTAL MATERIAL		\$10,000.00
1	1	20	ELL SUPPLEMENTAL READING MATERIAL	199.11.6329.00.045.0.30.000	\$2,461.16
1	1	21	AUDIO VISUAL EQUIPMENT	199.11.6390.00.045.0.22.000	\$4,582.61
1	1	22			\$2,400.00
1	1	23			\$3,200.00
1	1	29	READING MATERIAL	199.11.6329.00.045.0.30.000	\$4,500.00
1	1	31			\$1,000.00
1	1	36	SUPPLEMENTAL MATERIAL		\$4,500.00
1	1	37	SUPPLEMENTAL MATERIAL		\$4,500.00
1	1	38			\$1,500.00
1	1	39			\$1,000.00
1	1	40			\$3,500.00
1	1	42	SPED Education		\$6,120.00

199 GENERAL FUND					
Goal	Objective	Strategy	Resources Needed	Account Code	Amount
1	1	43	Remote Learning Resources/Materials	199	\$2,000.00
1	2	1			\$3,500.00
1	2	7	TRAVEL	199.11.6411.00.045.0.22	\$4,000.00
1	2	8	SCHOLASTICS	199.11.6399.00.045.0.30.000	\$1,044.36
1	2	9	SPED-TRANSPORTATION	199.11.6494.00.045.0.23	\$500.00
1	2	9	SPED-ENTRY FEES AND MEALS	199.11.6412.00.045.0.23	\$300.00
1	2	14	TESTING MATERIALS	199.11.6339.00.045.0.25.000	\$900.00
1	2	15	GT PROFESSIONAL DEVELOPMENT CONFERENCE	199.13.6411.00.045.0.21	\$1,500.00
1	2	18	SENSORY ROOM/IEP INSTRUCTION	199.11.6399.00.045.0.23.000	\$2,380.00
1	2	19			\$2,000.00
2	3	1	Sneeze Guards/Barriers		\$6,000.00
4	1	1	PROFESSIONAL SERVICES	199.13.6219.00.045.5.30	\$11,000.00
4	1	4	Rigor Relevance Relationship Leadership Conference	199.13.6411.00.045.0.30.000	\$3,200.00
Sub-Total					\$160,709.63
201 Title I SIP					
Goal	Objective	Strategy	Resources Needed	Account Code	Amount
5	1	8	211 ESEA, TI A IMP \$1,200		\$0.00
Sub-Total					\$0.00
211 ESEA, TI A IMP					
Goal	Objective	Strategy	Resources Needed	Account Code	Amount
1	1	3	Tutoring	211.E.11.6117.18.045.5.30	\$40,144.00
1	1	3	TRANSPORTATION	211.11.6494.00.045.5.30	\$2.00
1	1	4	SUPPLEMENTAL MATERIAL		\$10,000.00
1	1	8	STAAR SUPPLEMENTAL MATERIAL	211.11.6399.00.045.7.30	\$10,000.00
1	1	9			\$0.00
1	1	9			\$1,600.00
1	1	11	EDUCATIONAL MATERIAL	211.11.6390.00.045.5.30	\$12,700.00
1	1	13	SUPPLEMENTAL MATERIAL		\$10,000.00
1	1	16	Scholastic Classroom Magazines	211.11.6399.00.045.5.30.000	\$9,347.74

211 ESEA, TI A IMP

Goal	Objective	Strategy	Resources Needed	Account Code	Amount
1	1	19	SUPPLEMENTAL MATERIAL		\$10,000.00
1	1	20	ELL SUPPLEMENTAL MATERIAL	211.11.6399.00.045.7.30	\$10,000.00
1	1	21	CALCULATORS	211.11.6399.00.045.5.30.000	\$17,881.00
1	1	22	EDUCATIONAL SOFTWARE	211.11.6395.00.045.5.30.000	\$15,056.00
1	1	29	SUPPLEMENTAL MATERIAL	211.11.6399.00.045.5.30.000	\$11,420.68
1	1	31	STEMscope Renewal	211.11.6297.N8.045.7.30.000	\$20,000.00
1	1	32		211.11.6399.N8.045.7.30	\$2,221.00
1	1	33	AVID MEMBERSHIP AND SOFTWARE	211.11.6395.00.045.1.30	\$10,320.00
1	1	33	AVID TRAVEL EMPLOYEE	211.13.6411.00.045.1.30	\$8,000.00
1	1	33	AVID TRAVEL ADMINISTRATOR	211.23.6411.00.045.1.30	\$1,000.00
1	1	34	CHROMEBOOKS	211.11.6383.00.045.7.30	\$5,000.00
1	1	35	STRATOSTAR	211.11.6399.00.045.7.30	\$5,206.00
1	1	36	FEDERAL SUPPLEMENTAL MATERIAL		\$11,420.68
1	1	37	FEDERAL SUPPLEMENTAL MATERIAL		\$11,420.68
1	1	39			\$2,000.00
1	1	40			\$1,000.00
1	1	43	Remote Learning Resources/Materials	211	\$2,000.00
1	2	1			\$1,000.00
1	2	2			\$5,000.00
1	2	3	laptop	211.11.6394.00.045.5.30	\$1,200.00
1	2	8		211.11.6399.44.045.5.30.000	\$5,596.35
2	2	1	Technology Equipment	211.11.6399	\$3,900.00
4	1	4	Rigor Relevance Relationship Leadership Conference	211.13.6411.00.045.5.30.000	\$5,000.00
5	1	1	MISC Parental Involvement	211.61.6218.00.045.1.30.000	\$1,200.00
5	1	2	MISC PARENTAL INVOLVEMENT	211.61.6499.P2.045.5.30	\$1,200.00
5	1	5		211.61.6239.P2.045.5.30.000	\$140.00
5	1	6	PARENT BROCHURES	211.61.6399.P2.045.5.30.000	\$450.00
5	1	7	Parent Workshops	211.61.6399.P2.045.5.30.000	\$587.00
Sub-Total					\$263,013.13


244 VOC ED BASIC GRANT					
Goal	Objective	Strategy	Resources Needed	Account Code	Amount
1	1	14	supplemental material	244.11.6399.00.045.5.22.000	\$727.60
1	1	21	Mouse	244.11.6399.00.045.5.22.000	\$126.00
1	1	23		244.11.6239.00.045.5.22	\$1,000.00
1	2	7	TRAVEL	244.13.6411.00.045.5.22	\$4,000.00
Sub-Total					\$5,853.60
255 ESEA, TIIA,TPTR					
Goal	Objective	Strategy	Resources Needed	Account Code	Amount
1	1	23		255.23.6239.00.045.5.24.000	\$371.00
1	1	33	AVID TRAVEL ADMINISTRATOR/EMPLOYEE	255.23.6411.00.045.1.24	\$2,000.00
4	1	4	Rigor Relevance Relationship Leadership Conference	255.23.6411.00.045.5.24.000	\$2,500.00
Sub-Total					\$4,871.00
281 Title IV, Part A SSAEP					
Goal	Objective	Strategy	Resources Needed	Account Code	Amount
1	1	41			\$2,700.00
Sub-Total					\$2,700.00
410 IMA					
Goal	Objective	Strategy	Resources Needed	Account Code	Amount
1	1	16	Texas Math Books	410.11.6399.00.045.0.30.000	\$14,355.00
1	1	29	SUPPLEMENTAL MATERIAL	410.11.6399.00.045.0.30.000	\$14,355.00
Sub-Total					\$28,710.00
Grand Total					\$465,857.36

Addendums

Summary Report

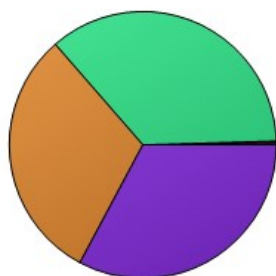
All

1) What is your campus?




	Count	Percentage
Clint Early College High School	0	0%
Clint High School	0	0%
Horizon High School	0	0%
Mountain View High School	0	0%
Clint Junior High School	0	0%
East Montana Middle School	0	0%
Horizon Middle School	0	0%
Ricardo Estrada Middle School	643	100%
Total	643	100%

2) What is your grade level?



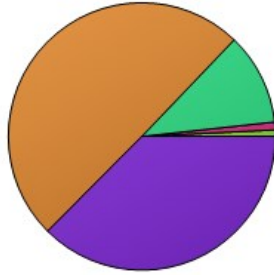
	Count	Percentage
06	211	32.81%
07	198	30.79%
08	231	35.93%
09	1	0.16%
10	0	0%
11	0	0%
12	2	0.31%
Total	643	100%

3) What is your gender?



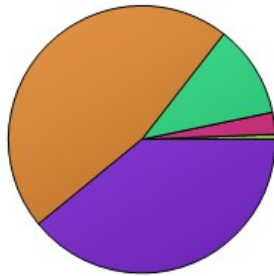
	Count	Percentage
Female	321	49.92%
Male	322	50.08%
Total	643	100%

4) I am treated with respect by school administrators at this school.



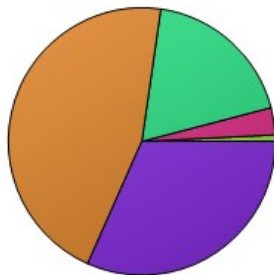
	Count	Percentage
Strongly Agree	239	37.46%
Agree	317	49.69%
Neutral	71	11.13%
Disagree	6	0.94%
Strongly Disagree	5	0.78%
Total	638	100%

5) I am treated with respect by teachers at this school.



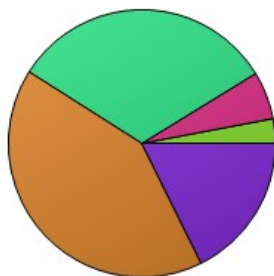
	Count	Percentage
Strongly Agree	251	39.1%
Agree	298	46.42%
Neutral	72	11.21%
Disagree	17	2.65%
Strongly Disagree	4	0.62%
Total	642	100%

6) School staff has a positive attitude towards students at this school.



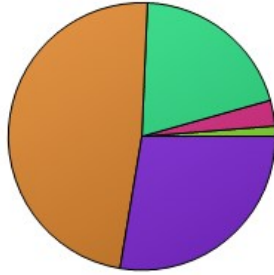
	Count	Percentage
Strongly Agree	202	31.66%
Agree	291	45.61%
Neutral	119	18.65%
Disagree	21	3.29%
Strongly Disagree	5	0.78%
Total	638	100%

7) I am treated with respect by other students in this school.



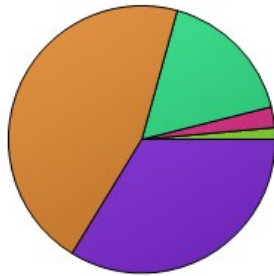
	Count	Percentage
Strongly Agree	113	17.68%
Agree	264	41.31%
Neutral	206	32.24%
Disagree	37	5.79%
Strongly Disagree	19	2.97%
Total	639	100%

8) I feel safe at this school.



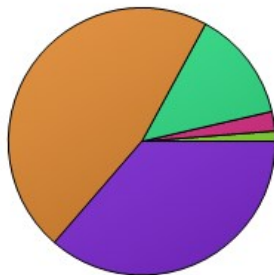
	Count	Percentage
Strongly Agree	177	27.61%
Agree	308	48.05%
Neutral	128	19.97%
Disagree	20	3.12%
Strongly Disagree	8	1.25%
Total	641	100%

9) This school is clean and well-maintained.



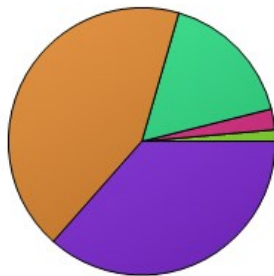
	Count	Percentage
Strongly Agree	215	33.75%
Agree	290	45.53%
Neutral	107	16.8%
Disagree	16	2.51%
Strongly Disagree	9	1.41%
Total	637	100%

10) This school is preparing me well for what I want to do after middle/high school.



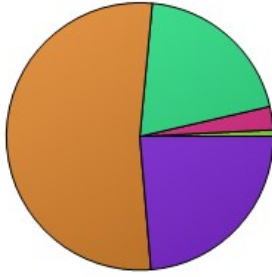
	Count	Percentage
Strongly Agree	232	36.36%
Agree	297	46.55%
Neutral	86	13.48%
Disagree	15	2.35%
Strongly Disagree	8	1.25%
Total	638	100%

11) I think this is a good school.



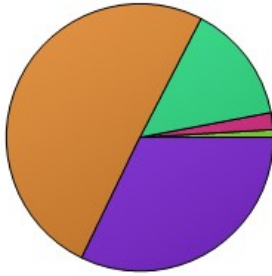
	Count	Percentage
Strongly Agree	233	36.52%
Agree	274	42.95%
Neutral	106	16.61%
Disagree	16	2.51%
Strongly Disagree	9	1.41%
Total	638	100%

12) Students have opportunities to learn from each other at this school.



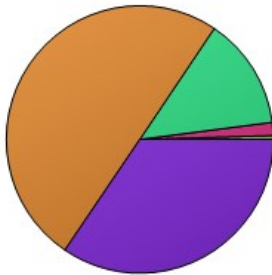
	Count	Percentage
Strongly Agree	151	23.67%
Agree	337	52.82%
Neutral	127	19.91%
Disagree	18	2.82%
Strongly Disagree	5	0.78%
Total	638	100%

13) At this school, teachers assist me with assignments when I ask for help.



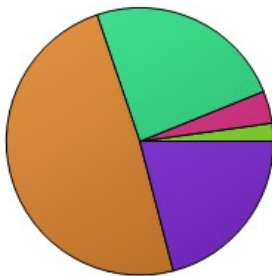
	Count	Percentage
Strongly Agree	205	32.18%
Agree	321	50.39%
Neutral	92	14.44%
Disagree	13	2.04%
Strongly Disagree	6	0.94%
Total	637	100%

14) At this school, teachers set high standards for achievement in their classes.



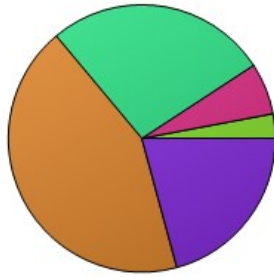
	Count	Percentage
Strongly Agree	219	34.49%
Agree	317	49.92%
Neutral	86	13.54%
Disagree	10	1.57%
Strongly Disagree	3	0.47%
Total	635	100%

15) I feel well prepared for classroom tests.



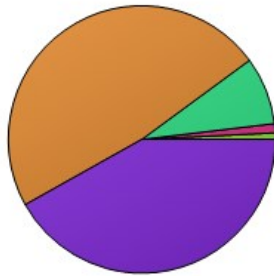
	Count	Percentage
Strongly Agree	134	20.97%
Agree	312	48.83%
Neutral	154	24.1%
Disagree	25	3.91%
Strongly Disagree	14	2.19%
Total	639	100%

16) I feel well prepared for the state assessment tests (i.e. STAAR).



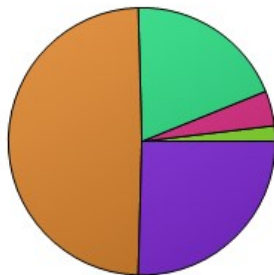
	Count	Percentage
Strongly Agree	133	20.78%
Agree	276	43.12%
Neutral	172	26.88%
Disagree	40	6.25%
Strongly Disagree	19	2.97%
Total	640	100%

17) I am aware of the rules in this school.



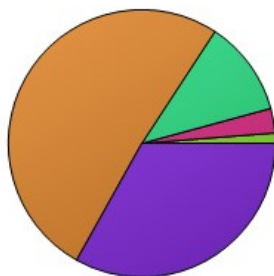
	Count	Percentage
Strongly Agree	266	41.89%
Agree	305	48.03%
Neutral	52	8.19%
Disagree	7	1.1%
Strongly Disagree	5	0.79%
Total	635	100%

18) I am offered a variety of course choices at my school.



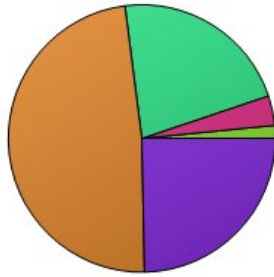
	Count	Percentage
Strongly Agree	162	25.43%
Agree	313	49.14%
Neutral	123	19.31%
Disagree	27	4.24%
Strongly Disagree	12	1.88%
Total	637	100%

19) I have access to extracurricular activities/opportunities at my school.



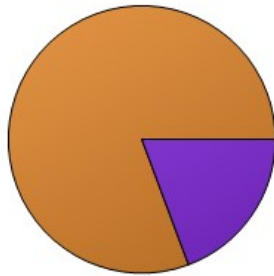
	Count	Percentage
Strongly Agree	212	33.12%
Agree	327	51.09%
Neutral	74	11.56%
Disagree	19	2.97%
Strongly Disagree	8	1.25%
Total	640	100%

20) This school offers opportunities to apply what I learn to everyday situations.



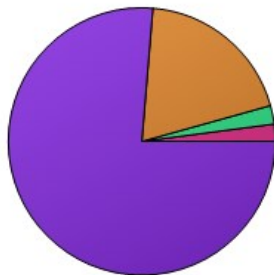
	Count	Percentage
Strongly Agree	158	24.69%
Agree	309	48.28%
Neutral	140	21.88%
Disagree	23	3.59%
Strongly Disagree	10	1.56%
Total	640	100%

21) Have you been bullied by someone in your school?



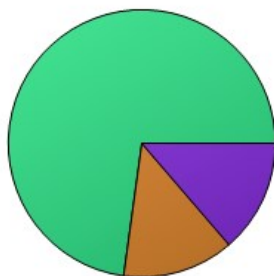
	Count	Percentage
Yes	120	19.32%
No	501	80.68%
Total	621	100%

22) How often have you been bullied at your school?



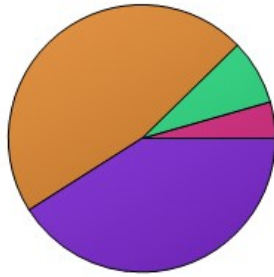
	Count	Percentage
Never	477	76.32%
Once in a While	121	19.36%
Frequently	14	2.24%
Daily	13	2.08%
Total	625	100%

23) Did you seek help when you were bullied?



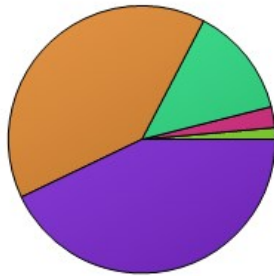
	Count	Percentage
Yes	86	13.67%
No	85	13.51%
I have not been bullied	458	72.81%
Total	629	100%

24) How often have you seen other student's being bullied at your school?



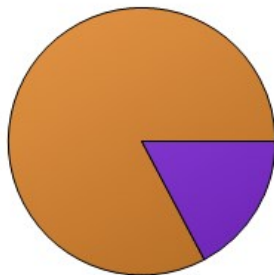
	Count	Percentage
Never	260	41.01%
Once in a While	296	46.69%
Frequently	50	7.89%
Daily	28	4.42%
Total	634	100%

25) I am given enough information on how to handle bullying.



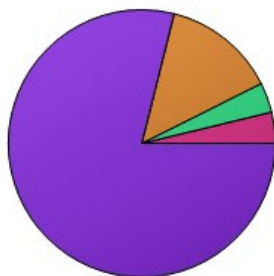
	Count	Percentage
Strongly Agree	272	42.9%
Agree	252	39.75%
Neutral	85	13.41%
Disagree	16	2.52%
Strongly Disagree	9	1.42%
Total	634	100%

26) During the school year, has someone verbally threatened you at your school?



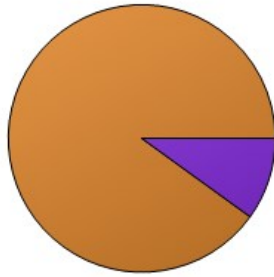
	Count	Percentage
Yes	109	17.25%
No	523	82.75%
Total	632	100%

27) How many times have you been verbally threatened at your school?



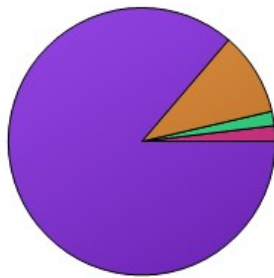
	Count	Percentage
Never	501	78.9%
1 or 2 times	87	13.7%
3 or 4 times	23	3.62%
More than 4 times	24	3.78%
Total	635	100%

28) During the school year, has someone physically threatened, attacked, or hurt you at your school?



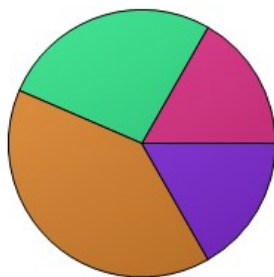
	Count	Percentage
Yes	63	9.95%
No	570	90.05%
Total	633	100%

29) How many times have you been physically threatened at your school?



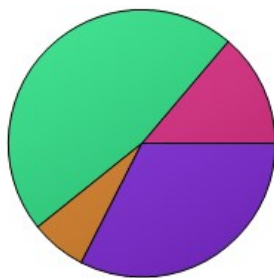
	Count	Percentage
Never	546	86.26%
1 or 2 times	64	10.11%
3 or 4 times	11	1.74%
More than 4 times	12	1.9%
Total	633	100%

30) In your opinion, fights are a serious problem at your school.



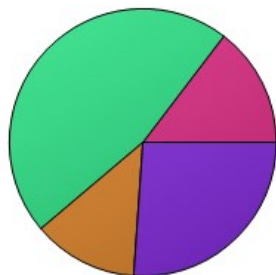
	Count	Percentage
No Problem	107	16.74%
Small Problem	254	39.75%
Serious Problem	171	26.76%
Don't Know	107	16.74%
Total	639	100%

31) In your opinion, carrying weapons is a serious problem at your school.



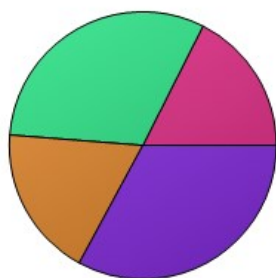
	Count	Percentage
No Problem	207	32.5%
Small Problem	43	6.75%
Serious Problem	299	46.94%
Don't Know	88	13.81%
Total	637	100%

32) In your opinion, drugs (use/selling/distribution) are a serious problem at your school.



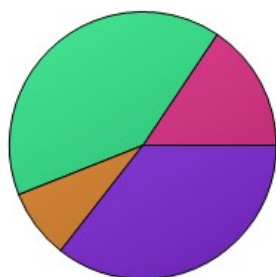
	Count	Percentage
No Problem	166	26.1%
Small Problem	81	12.74%
Serious Problem	296	46.54%
Don't Know	93	14.62%
Total	636	100%

33) In your opinion, gangs are a serious problem at your school.



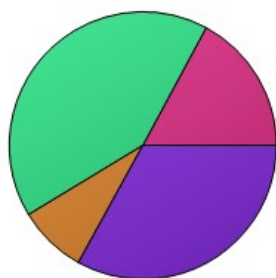
	Count	Percentage
No Problem	210	32.92%
Small Problem	117	18.34%
Serious Problem	199	31.19%
Don't Know	112	17.55%
Total	638	100%

34) In your opinion, alcohol use is a serious problem at your school.



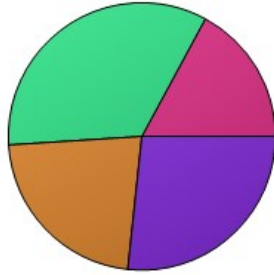
	Count	Percentage
No Problem	228	35.57%
Small Problem	54	8.42%
Serious Problem	259	40.41%
Don't Know	100	15.6%
Total	641	100%

35) In your opinion, tobacco use is a serious problem at your school.



	Count	Percentage
No Problem	210	33.02%
Small Problem	53	8.33%
Serious Problem	264	41.51%
Don't Know	109	17.14%
Total	636	100%

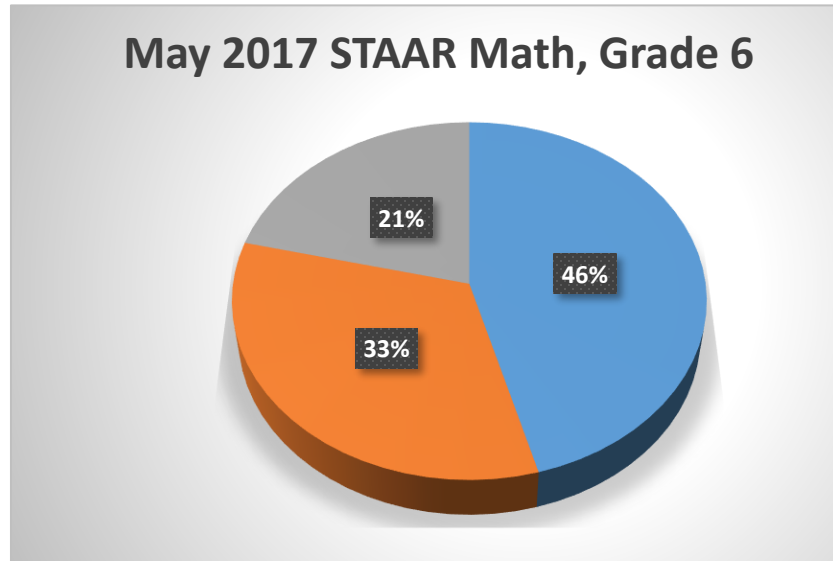
36) In your opinion, vandalism/graffiti/tagging is a serious problem at your school.



	Count	Percentage
No Problem	170	26.69%
Small Problem	142	22.29%
Serious Problem	216	33.91%
Don't Know	109	17.11%
Total	637	100%

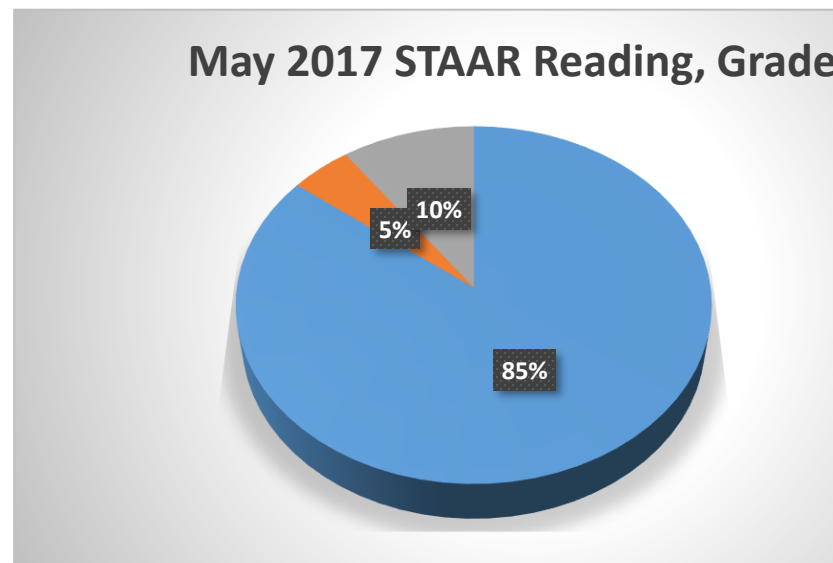
May 2017 STAAR Mathematics, Grade 6

REMS	76.99%
LEP	55.74%
SpED	35.71%



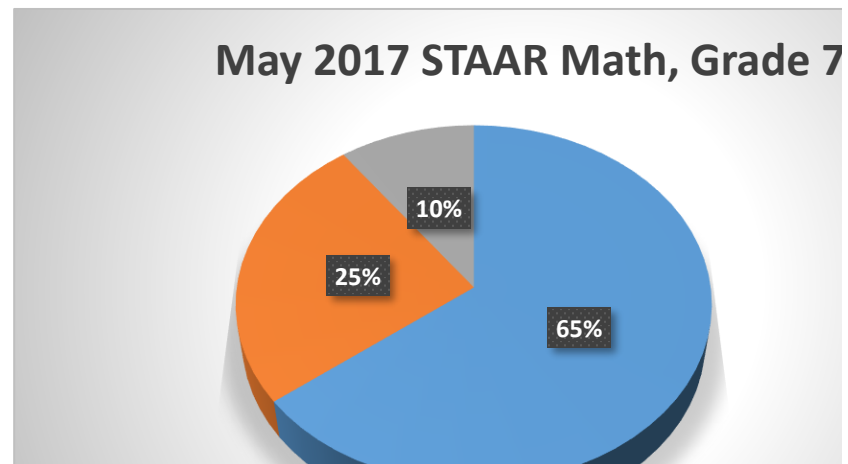
May 2017 STAAR Reading, Grade 6

REMS	61.50%
LEP	3.28%
SpED	7.14%



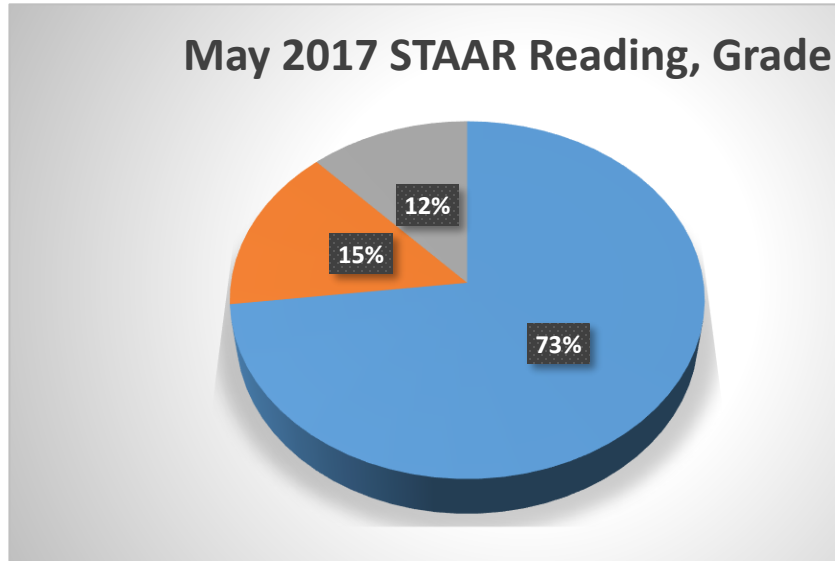
May 2017 STAAR Math, Grade 7

REMS	63.89%
LEP	25%
SpED	10%



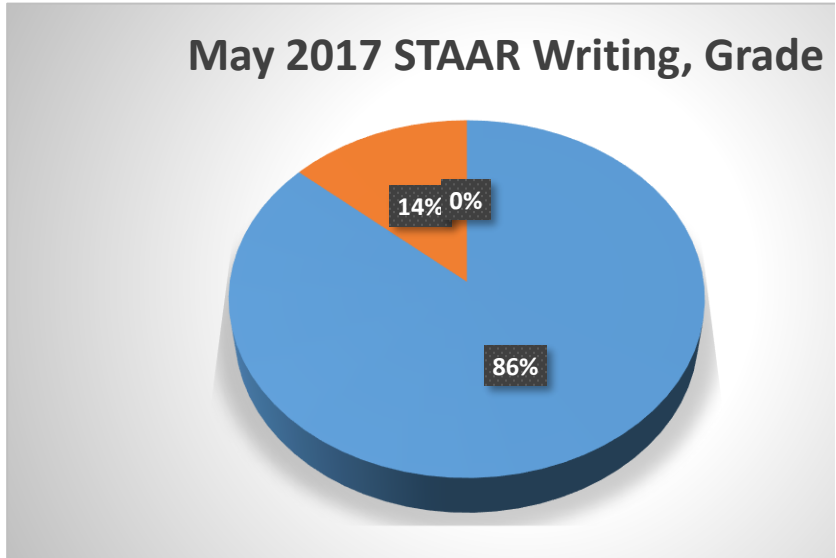
May 2017 STAAR Reading, Grade 7

REMS	61.11%
LEP	12.50%
SpED	10%



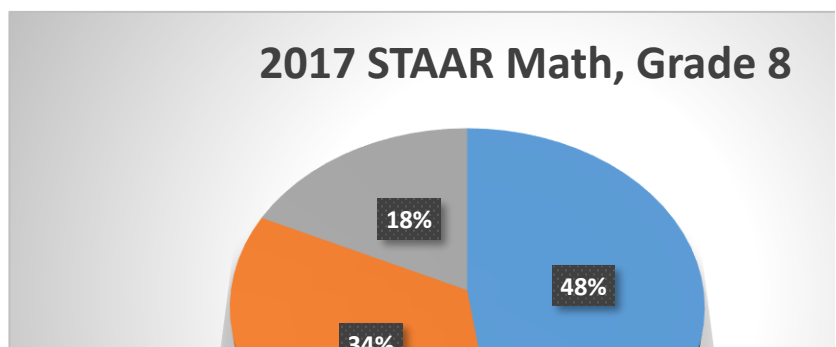
May 2017 STAAR Writing, Grade 7

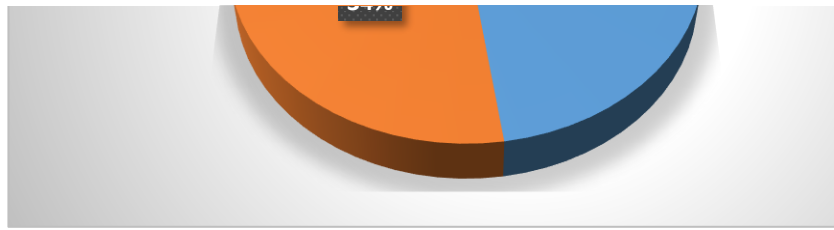
REMS	64.98%
LEP	10.20%
SpED	0%



2017 STAAR Math, Grade 8

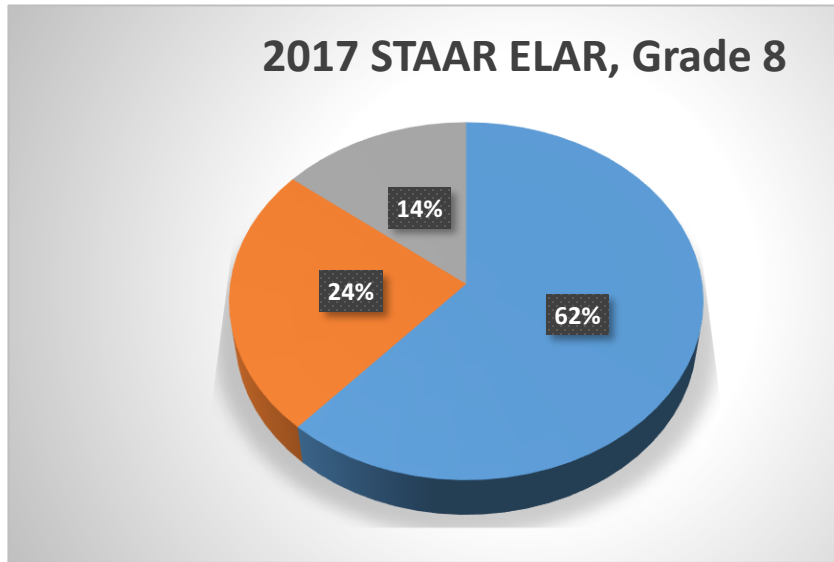
REMS	88.12%
LEP	63.41%
SpED	33.33%





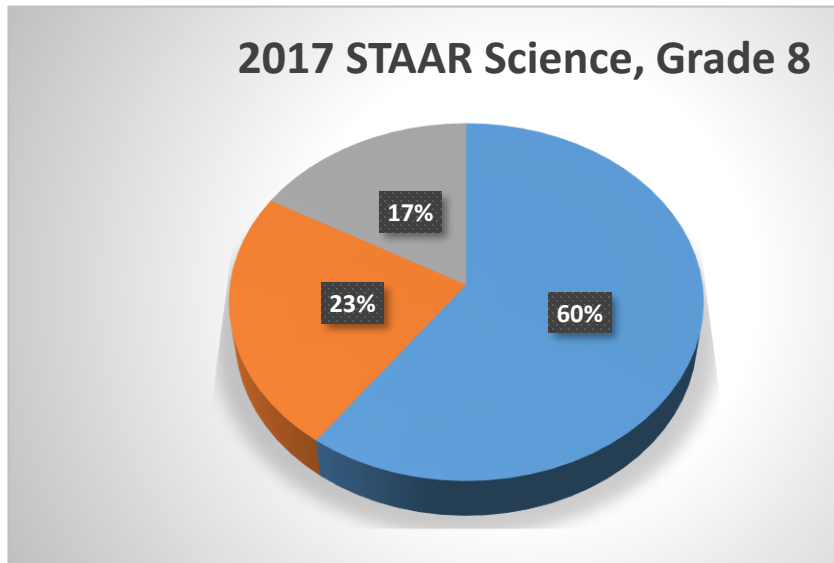
2017 STAAR ELAR, Grade 8

REMS	86.49%
LEP	34.09%
SpED	20.00%



2017 STAAR Science, Grade 8

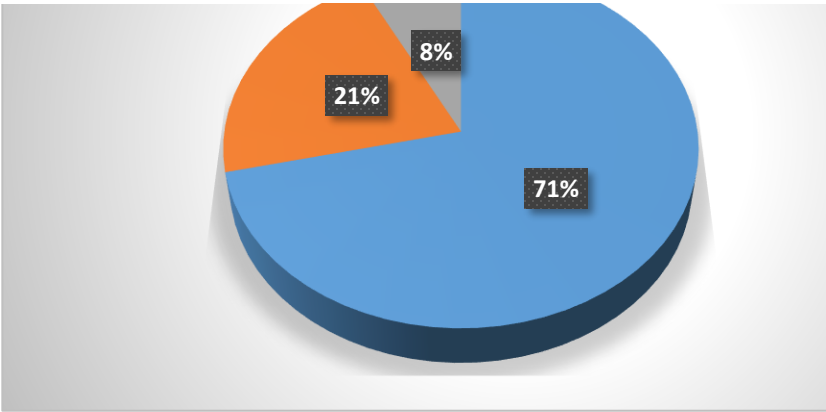
REMS	71.76%
LEP	27.91%
SpED	20.00%



2017 STAAR Social Studies, Grade 8

REMS	63.14%
LEP	18.60%
SpED	6.67%



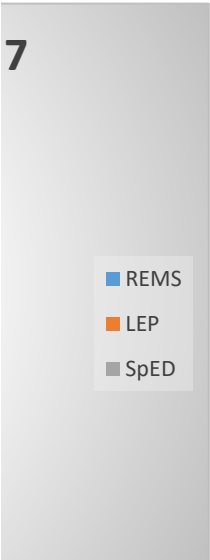
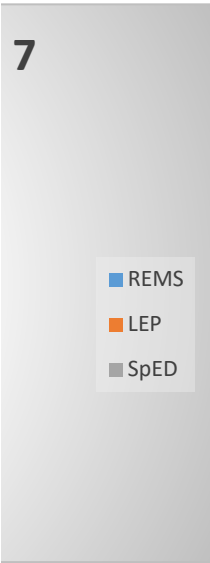


- REMS
- LEP
- SpED

6

- REMS
- LEP
- SpED

- REMS
- LEP
- SpED



■ SpED

■ REMS

■ LEP

■ SpED

■ REMS

■ LEP

■ SpED

8

■ REMS


■ LEP

■ SpED

Summary Report

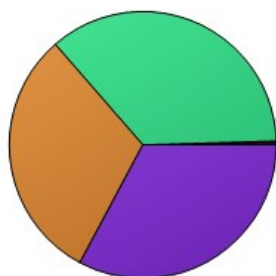
All

1) What is your campus?




	Count	Percentage
Clint Early College High School	0	0%
Clint High School	0	0%
Horizon High School	0	0%
Mountain View High School	0	0%
Clint Junior High School	0	0%
East Montana Middle School	0	0%
Horizon Middle School	0	0%
Ricardo Estrada Middle School	643	100%
Total	643	100%

2) What is your grade level?



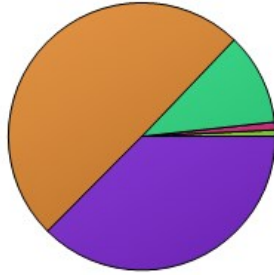
	Count	Percentage
06	211	32.81%
07	198	30.79%
08	231	35.93%
09	1	0.16%
10	0	0%
11	0	0%
12	2	0.31%
Total	643	100%

3) What is your gender?



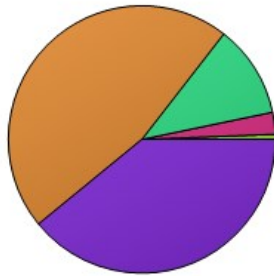
	Count	Percentage
Female	321	49.92%
Male	322	50.08%
Total	643	100%

4) I am treated with respect by school administrators at this school.



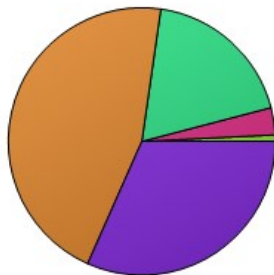
	Count	Percentage
Strongly Agree	239	37.46%
Agree	317	49.69%
Neutral	71	11.13%
Disagree	6	0.94%
Strongly Disagree	5	0.78%
Total	638	100%

5) I am treated with respect by teachers at this school.



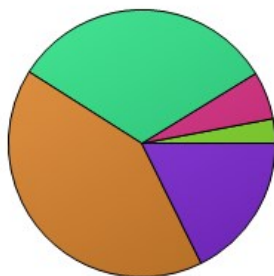
	Count	Percentage
Strongly Agree	251	39.1%
Agree	298	46.42%
Neutral	72	11.21%
Disagree	17	2.65%
Strongly Disagree	4	0.62%
Total	642	100%

6) School staff has a positive attitude towards students at this school.



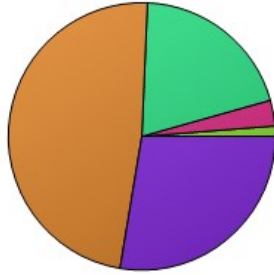
	Count	Percentage
Strongly Agree	202	31.66%
Agree	291	45.61%
Neutral	119	18.65%
Disagree	21	3.29%
Strongly Disagree	5	0.78%
Total	638	100%

7) I am treated with respect by other students in this school.



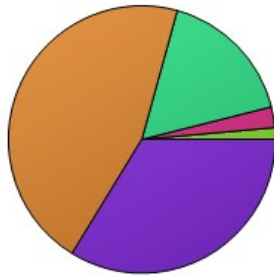
	Count	Percentage
Strongly Agree	113	17.68%
Agree	264	41.31%
Neutral	206	32.24%
Disagree	37	5.79%
Strongly Disagree	19	2.97%
Total	639	100%

8) I feel safe at this school.



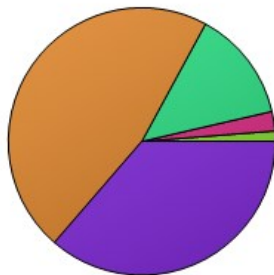
	Count	Percentage
Strongly Agree	177	27.61%
Agree	308	48.05%
Neutral	128	19.97%
Disagree	20	3.12%
Strongly Disagree	8	1.25%
Total	641	100%

9) This school is clean and well-maintained.



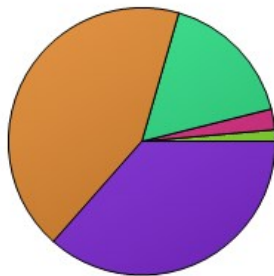
	Count	Percentage
Strongly Agree	215	33.75%
Agree	290	45.53%
Neutral	107	16.8%
Disagree	16	2.51%
Strongly Disagree	9	1.41%
Total	637	100%

10) This school is preparing me well for what I want to do after middle/high school.



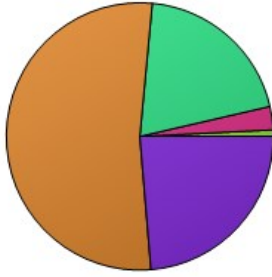
	Count	Percentage
Strongly Agree	232	36.36%
Agree	297	46.55%
Neutral	86	13.48%
Disagree	15	2.35%
Strongly Disagree	8	1.25%
Total	638	100%

11) I think this is a good school.



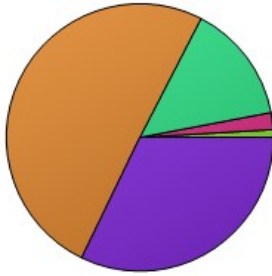
	Count	Percentage
Strongly Agree	233	36.52%
Agree	274	42.95%
Neutral	106	16.61%
Disagree	16	2.51%
Strongly Disagree	9	1.41%
Total	638	100%

12) Students have opportunities to learn from each other at this school.



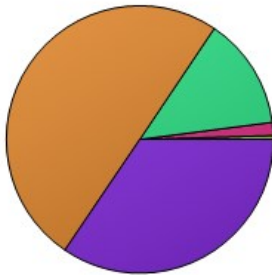
	Count	Percentage
Strongly Agree	151	23.67%
Agree	337	52.82%
Neutral	127	19.91%
Disagree	18	2.82%
Strongly Disagree	5	0.78%
Total	638	100%

13) At this school, teachers assist me with assignments when I ask for help.



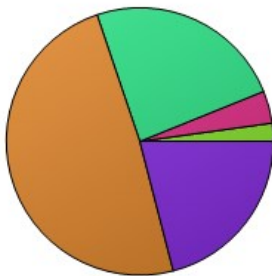
	Count	Percentage
Strongly Agree	205	32.18%
Agree	321	50.39%
Neutral	92	14.44%
Disagree	13	2.04%
Strongly Disagree	6	0.94%
Total	637	100%

14) At this school, teachers set high standards for achievement in their classes.



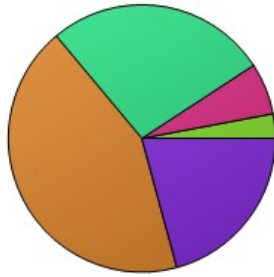
	Count	Percentage
Strongly Agree	219	34.49%
Agree	317	49.92%
Neutral	86	13.54%
Disagree	10	1.57%
Strongly Disagree	3	0.47%
Total	635	100%

15) I feel well prepared for classroom tests.



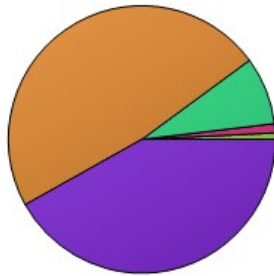
	Count	Percentage
Strongly Agree	134	20.97%
Agree	312	48.83%
Neutral	154	24.1%
Disagree	25	3.91%
Strongly Disagree	14	2.19%
Total	639	100%

16) I feel well prepared for the state assessment tests (i.e. STAAR).



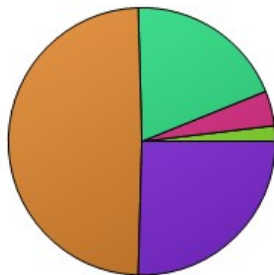
	Count	Percentage
Strongly Agree	133	20.78%
Agree	276	43.12%
Neutral	172	26.88%
Disagree	40	6.25%
Strongly Disagree	19	2.97%
Total	640	100%

17) I am aware of the rules in this school.



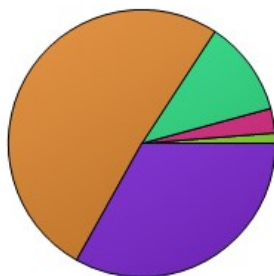
	Count	Percentage
Strongly Agree	266	41.89%
Agree	305	48.03%
Neutral	52	8.19%
Disagree	7	1.1%
Strongly Disagree	5	0.79%
Total	635	100%

18) I am offered a variety of course choices at my school.



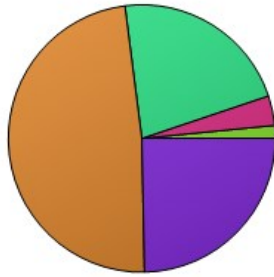
	Count	Percentage
Strongly Agree	162	25.43%
Agree	313	49.14%
Neutral	123	19.31%
Disagree	27	4.24%
Strongly Disagree	12	1.88%
Total	637	100%

19) I have access to extracurricular activities/opportunities at my school.



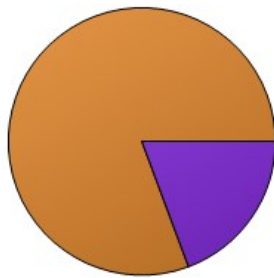
	Count	Percentage
Strongly Agree	212	33.12%
Agree	327	51.09%
Neutral	74	11.56%
Disagree	19	2.97%
Strongly Disagree	8	1.25%
Total	640	100%

20) This school offers opportunities to apply what I learn to everyday situations.



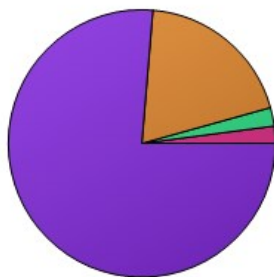
	Count	Percentage
Strongly Agree	158	24.69%
Agree	309	48.28%
Neutral	140	21.88%
Disagree	23	3.59%
Strongly Disagree	10	1.56%
Total	640	100%

21) Have you been bullied by someone in your school?



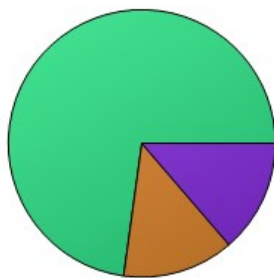
	Count	Percentage
Yes	120	19.32%
No	501	80.68%
Total	621	100%

22) How often have you been bullied at your school?



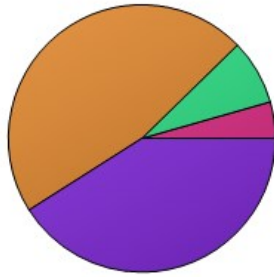
	Count	Percentage
Never	477	76.32%
Once in a While	121	19.36%
Frequently	14	2.24%
Daily	13	2.08%
Total	625	100%

23) Did you seek help when you were bullied?



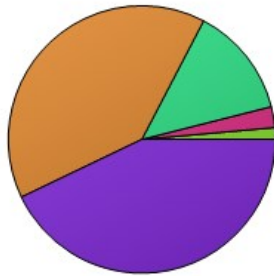
	Count	Percentage
Yes	86	13.67%
No	85	13.51%
I have not been bullied	458	72.81%
Total	629	100%

24) How often have you seen other student's being bullied at your school?



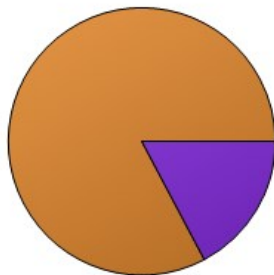
	Count	Percentage
Never	260	41.01%
Once in a While	296	46.69%
Frequently	50	7.89%
Daily	28	4.42%
Total	634	100%

25) I am given enough information on how to handle bullying.



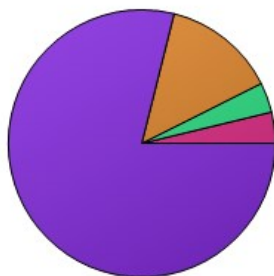
	Count	Percentage
Strongly Agree	272	42.9%
Agree	252	39.75%
Neutral	85	13.41%
Disagree	16	2.52%
Strongly Disagree	9	1.42%
Total	634	100%

26) During the school year, has someone verbally threatened you at your school?



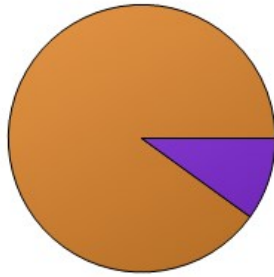
	Count	Percentage
Yes	109	17.25%
No	523	82.75%
Total	632	100%

27) How many times have you been verbally threatened at your school?



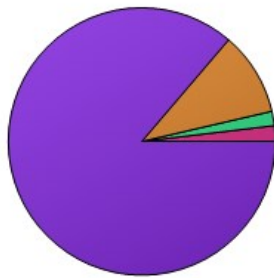
	Count	Percentage
Never	501	78.9%
1 or 2 times	87	13.7%
3 or 4 times	23	3.62%
More than 4 times	24	3.78%
Total	635	100%

28) During the school year, has someone physically threatened, attacked, or hurt you at your school?



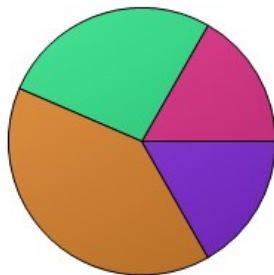
	Count	Percentage
Yes	63	9.95%
No	570	90.05%
Total	633	100%

29) How many times have you been physically threatened at your school?



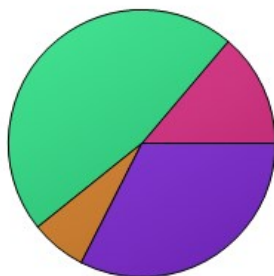
	Count	Percentage
Never	546	86.26%
1 or 2 times	64	10.11%
3 or 4 times	11	1.74%
More than 4 times	12	1.9%
Total	633	100%

30) In your opinion, fights are a serious problem at your school.



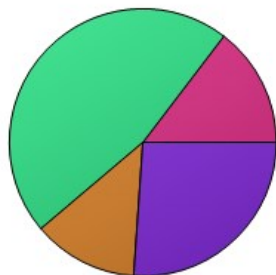
	Count	Percentage
No Problem	107	16.74%
Small Problem	254	39.75%
Serious Problem	171	26.76%
Don't Know	107	16.74%
Total	639	100%

31) In your opinion, carrying weapons is a serious problem at your school.



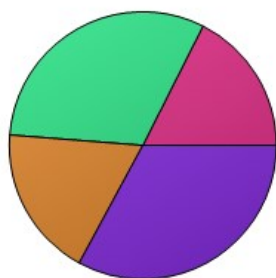
	Count	Percentage
No Problem	207	32.5%
Small Problem	43	6.75%
Serious Problem	299	46.94%
Don't Know	88	13.81%
Total	637	100%

32) In your opinion, drugs (use/selling/distribution) are a serious problem at your school.



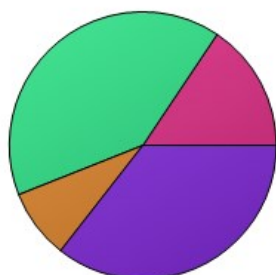
	Count	Percentage
No Problem	166	26.1%
Small Problem	81	12.74%
Serious Problem	296	46.54%
Don't Know	93	14.62%
Total	636	100%

33) In your opinion, gangs are a serious problem at your school.



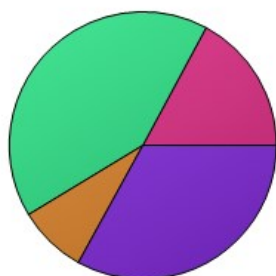
	Count	Percentage
No Problem	210	32.92%
Small Problem	117	18.34%
Serious Problem	199	31.19%
Don't Know	112	17.55%
Total	638	100%

34) In your opinion, alcohol use is a serious problem at your school.



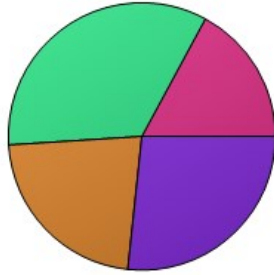
	Count	Percentage
No Problem	228	35.57%
Small Problem	54	8.42%
Serious Problem	259	40.41%
Don't Know	100	15.6%
Total	641	100%

35) In your opinion, tobacco use is a serious problem at your school.



	Count	Percentage
No Problem	210	33.02%
Small Problem	53	8.33%
Serious Problem	264	41.51%
Don't Know	109	17.14%
Total	636	100%

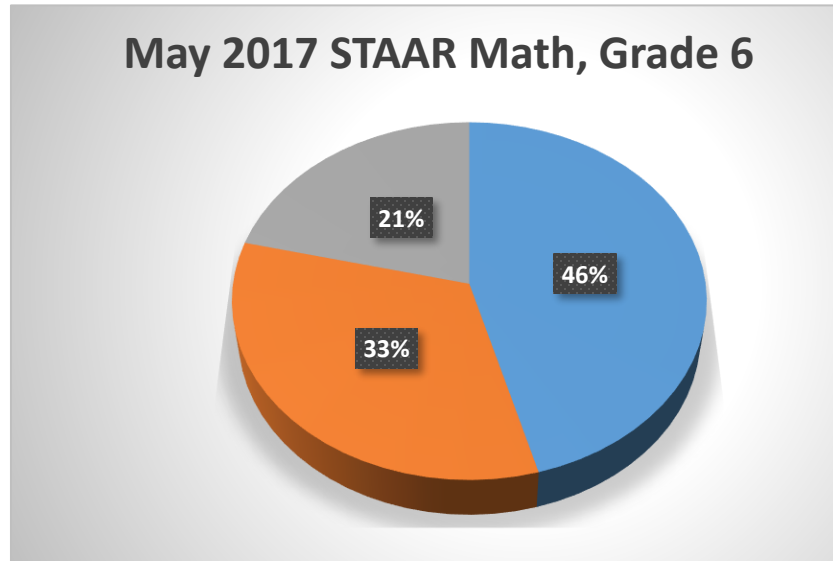
36) In your opinion, vandalism/graffiti/tagging is a serious problem at your school.



	Count	Percentage
No Problem	170	26.69%
Small Problem	142	22.29%
Serious Problem	216	33.91%
Don't Know	109	17.11%
Total	637	100%

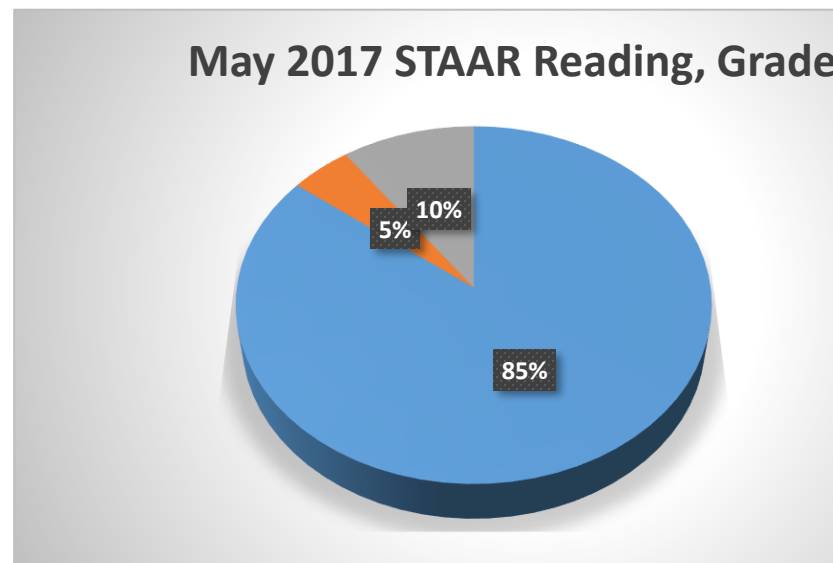
May 2017 STAAR Mathematics, Grade 6

REMS	76.99%
LEP	55.74%
SpED	35.71%



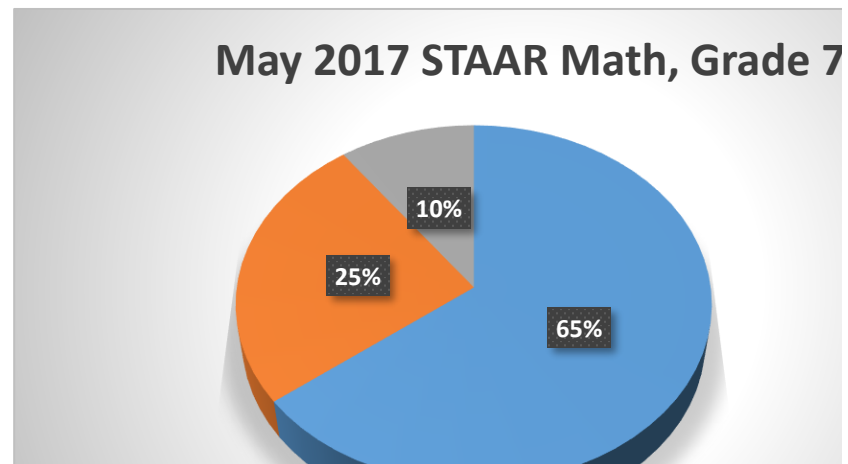
May 2017 STAAR Reading, Grade 6

REMS	61.50%
LEP	3.28%
SpED	7.14%



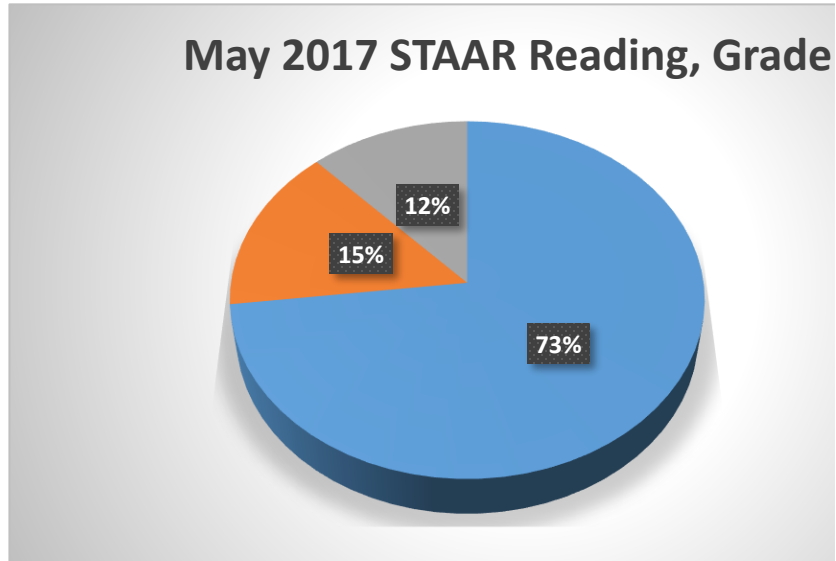
May 2017 STAAR Math, Grade 7

REMS	63.89%
LEP	25%
SpED	10%



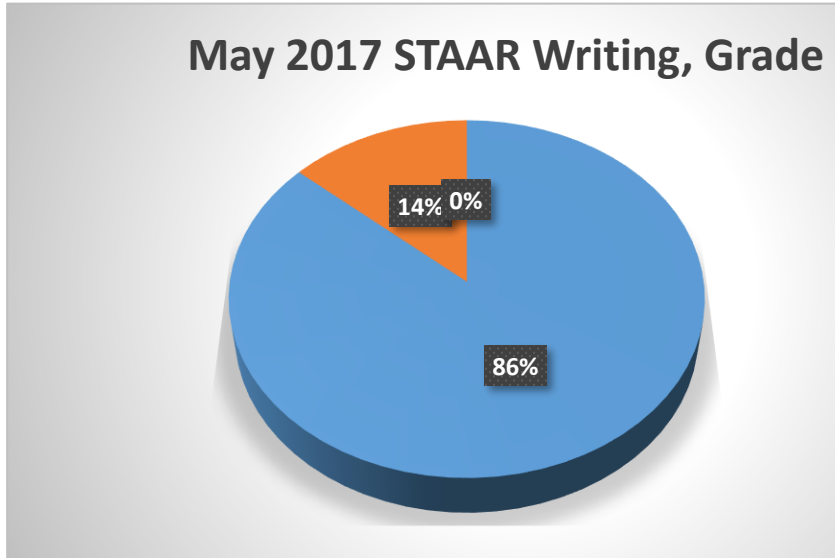
May 2017 STAAR Reading, Grade 7

REMS	61.11%
LEP	12.50%
SpED	10%



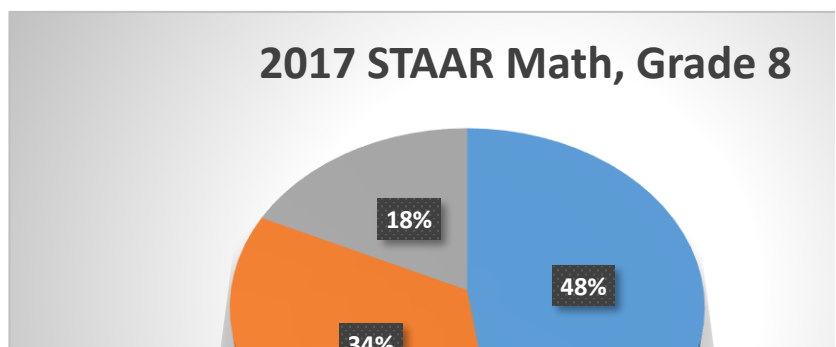
May 2017 STAAR Writing, Grade 7

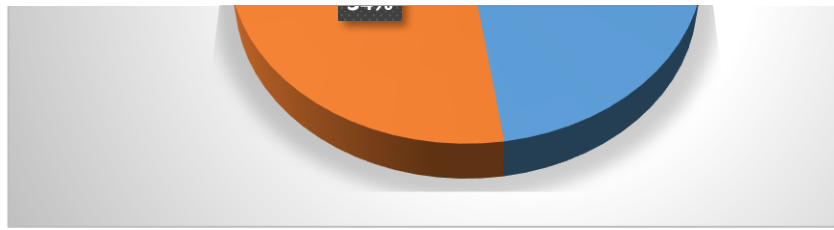
REMS	64.98%
LEP	10.20%
SpED	0%



2017 STAAR Math, Grade 8

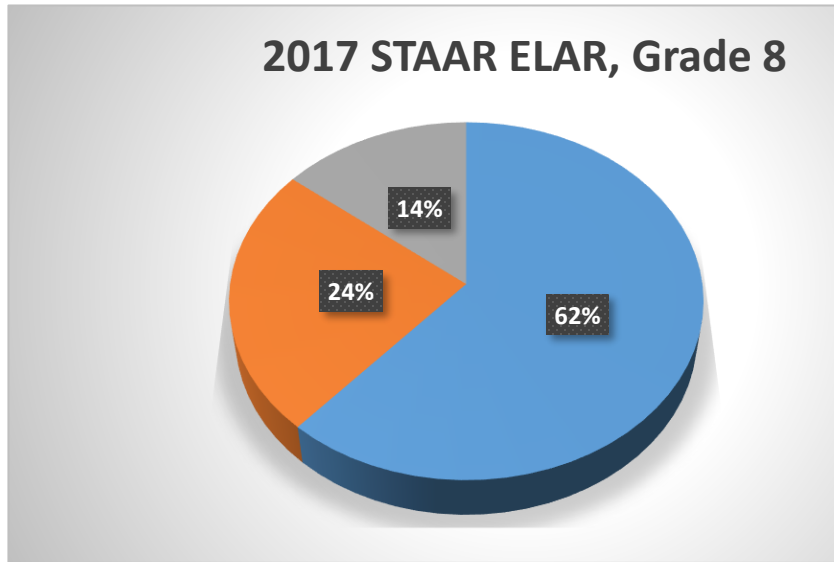
REMS	88.12%
LEP	63.41%
SpED	33.33%





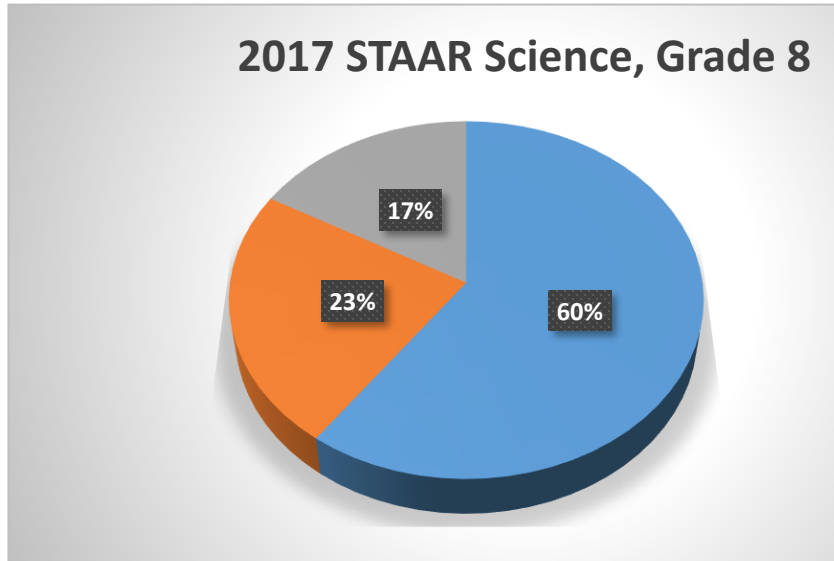
2017 STAAR ELAR, Grade 8

REMS	86.49%
LEP	34.09%
SpED	20.00%



2017 STAAR Science, Grade 8

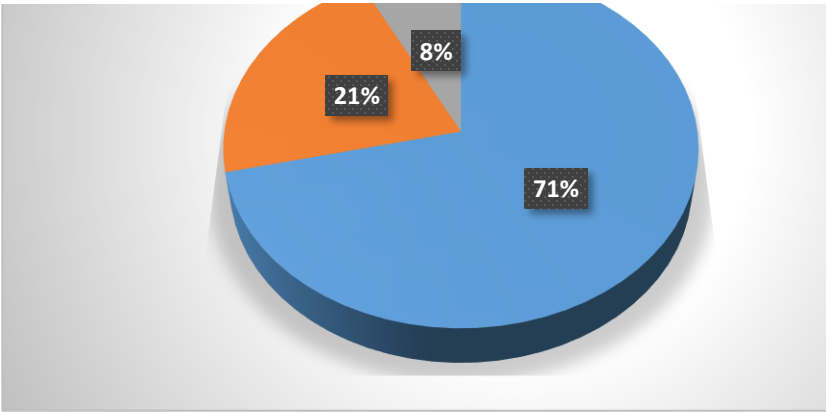
REMS	71.76%
LEP	27.91%
SpED	20.00%



2017 STAAR Social Studies, Grade 8

REMS	63.14%
LEP	18.60%
SpED	6.67%



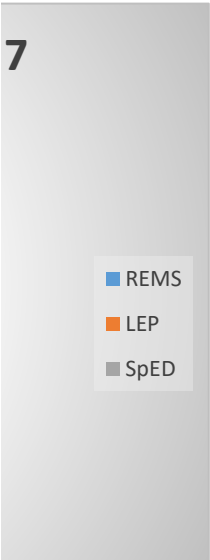
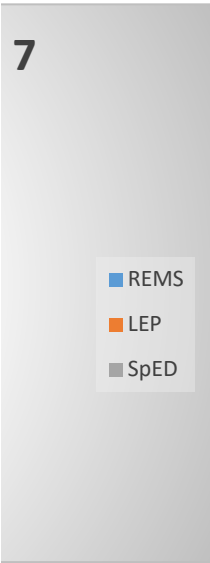


- REMS
- LEP
- SpED

6

- REMS
- LEP
- SpED

- REMS
- LEP
- SpED



■ SpED

■ REMS

■ LEP

■ SpED

■ REMS

■ LEP

■ SpED

■ REMS

■ LEP

■ SpED